



# Superior Sprockets USA Application Guide 2008

Steel Specs-Rear Sprockets: Made in Japan C45 steel.

Steel Specs-Front Sprockets: Made in Japan C45&SCM415 CHROMOLY.

	YEAR	FRONT SPROCKET		REAR SPROCKET		CHAIN		
		PART No	T	PART No	T	PITCH	LINKS	
<b>HONDA ROAD BIKES</b>								
ZB50	88	252	15	256	37	420	100	
MB5	82	253	13	239	43	420	106	
NS50 F	90	253	14	239	43	420	118	
C70 Passport	80-81	253	14	257	36	420	96	
C70 Passport	82-83	252	14	257	36	420	96	
EZ90 Cub	90-91	259	14	269	35	428	100	
EZ90 Cub	93-96	264	15	269	35	428	102	
CB100/K1/K2		274	14	269	40	428	104	
CB125 S	73-82	259	15	269	35	428	100	
CB125 S	84-85	259	14	269	43	428	110	
CB125 TT	90	259	14	269	43	428	122	
CB175 K3-K7	69-72	264	16	269	39	428	112	
CM185 T	78-79	259	15	269	35	428	112	
CB200 T	74-76	275	15	279	35	520	94	
CM200 T Twinstar	80-82	259	15	269	35	428	112	
CM250 C	82	328	14	279	32	520	104	
CMX250 C/ CD Rebel	85-08	270	14	273	33	520	108	
CB250 Nighthawk	91-08	270	14	279	33	520	106	
NX250	88-90	280	13	245/2	41	520	102	
VTR250 Interceptor	88	283	14	245/3	45	520	104	
VTR250 Interceptor	89-90	1298	17	1244	51	428	128	
CB350 F/F1	73-74	278	16	278	38	530	96	
CB350 G Twin	68-73	278	16	278	36	530	94	
CL350	68-73	278	16	278	38	530	96	
CB/CJ360	73-77	278	16	278	33	530	98	
CB400 F	75-77	278	17	278	38	530	96	
CB400 A Hondamatic	78	278	16	246	37	530	100	
CB400 T Mk I/II	78-79	278	16	246	37	530	100	
CB400 T Hawk	80	278	16	246	37	530	100	
CB400 T Hawk	81	278	16	246	36	530	100	
CB-1 (CB400F)	89-90	297	15	1332	41	525	104	
CM400 A	79-81	278	16	246	35	530	102	
CM400 C	81	278	16	246	35	530	102	
CM400 E	80-81	278	16	246	35	530	102	
CM400 T	79-81	278	16	246	35	530	102	
NS400 R	86	286	15	298	40	530	108	
CB450 T Hawk	82	278	16	246	36	530	100	
CB450 SC Nighthawk	82-86	278	17	1334	36	530	106	
CB450 SG	89	291	16	1332	36	525	108	
CM450 A	82	278	17	246	34	530	102	
CM450 A Hondamatic	83	278	17	1334	34	530	102	
CM450 C	82	278	17	246	34	530	102	
CM450 E	82-83	278	17	246	34	530	102	
CMX450 C Rebel	86-87	291	17	1332	37	525	112	
CB500/K1/K2 Four	71-73	288	17	282	34	530	100	
CB500 T	75-76	278	15	280	33	530	98	
FT500 Ascot	82-83	289	15	1334	42	530	100	
GB500	89-90	294	15	1332	37	525	108	
VF500 C V30 Magna	84-85	286	15	1334	44	530	108	
VF500 F Interceptor	84-85	286	15	1334	44	530	108	



# Superior Sprockets USA Application Guide 2008

Steel Specs-Rear Sprockets: Made in Japan C45 steel.

Steel Specs-Front Sprockets: Made in Japan C45&SCM415 CHROMOLY.

	FRONT SPROCKET			REAR SPROCKET		CHAIN	
	YEAR	PART No	T	PART No	T	PITCH	LINKS
<b>HONDA STREET BIKES</b>							
VF500 F Interceptor	86	286	15	1334	43	530	108
CB550 F	75-79	288	17	282	37	530	100
CB550 K1/2/3	74-78	288	17	282	37	530	100
CB600 F (599)	04-06	1371	15	1304	42	525	112
CBR600 F Hurricane	87-90	295	15	1334	44	530	110
CBR600 F 2/ F 3	91-96	295	15	302	43	530	108
CBR600 F 3	97-98	1371	15	1304	43	525	108
CBR600 F2/ F3 <<<<< 520 Chain Conversion	91-98	1295	15	1303	43	520	108
CBR600 F 4	99-00	1370	16	1304	45	525	108
CBR600 F 4 <<<<< 520 Chain Conversion	99-00	1269	16	1303	45	520	108
CBR600 F 4i	01-06	1370	16	1307	46	525	108
CBR600 F 4i <<<<< 520 Chain Conversion	01-06	1269	16	1308	46	520	108
CBR600 RR	03-06	1370	16	1307	43	525	112
CBR600 RR <<<<< 520 Chain Conversion	03-06	1269	16	1308	43	520	112
CBR600 RR	07-08	1370	16	1307	42	525	
CBR600 RR <<<<< 520 Chain Conversion	07-08	1269	16	1308	42	520	
CBR600 SJR	96	295	15	302	43	530	108
CBR600 SE	97-98	1371	15	1304	43	525	108
VT600 C Shadow VLX	88	293	16	1332	44	525	120
VT600 C Shadow VLX	89-07	296	16	1332	44	525	120
VT600 CD/CD2 Shadow VLX Deluxe	93-07	296	16	1332	44	525	120
CB650	79	338	16	284	40	530	102
CB650	80-81	338	16	284	40	530	104
CB650	82	338	17	284	39	530	102
CB650 C	80-81	338	16	284	39	530	104
CB650 SC Nighthawk	82	338	17	284	39	530	106
NT650 Hawk GT	88-91	296	16	1311	44	525	112
VF700 F Interceptor	84-85	339	16	1334	44	530	110
VF700 F Interceptor	86	339	16	1334	45	530	110
VFR700 F/F2 Interceptor	86-87	339	16	1334	45	530	110
CB750/K1/K2/K3/K4/K5/K6	70-76	288	18	284	48	530	100
CB750	76	288	18	284	48	530	100
CB750 A	76	288	17	284	48	530	104
CB750 F	75-76	288	17	284	48	530	102
CB750 A	77-78		15	333	42	630	88
CB750 F	77-78	331	14	333	43	630	88
CB750 K7	77-78	331	15	333	41	630	88
CB750 F	79	330	15	336	38	630	90
CB750 K/LTD	79	330	15	333	38	630	90
CB750 C	80-82	339	18	284	43	530	106
CB750 F	80-82	339	18	1334	46	530	108
CB750 K	80-82	339	18	284	46	530	108
CB750 SC	82-83	339	18	1334	43	530	88
CB750 Nighthawk	91-03	1332	15	1332	38	525	110
VF750 C V45 Magna	94-03	333	15	1334	40	530	118
VF750 CD/CD2 V45 Magna Deluxe	95-03	333	15	1334	40	530	118
VF750 F V45 Interceptor	83-84	339	17	1334	44	530	110
VFR750 F Interceptor	86	339	16	1334	45	530	110
VFR750 F Interceptor	90-97	333	16	343	43	530	112
VFR750 R (RC 30)	88-90	313	16	312	40	525	106
VT750 C/CD/CD2 Shadow	98-03	1372	17	1304	41	525	122
VT750 DC Shadow Spirit	01-07	1372	17	1304	42	525	122



# Superior Sprockets USA Application Guide 2008

Steel Specs-Rear Sprockets: Made in Japan C45 steel.

Steel Specs-Front Sprockets: Made in Japan C45&SCM415 CHROMOLY.

	YEAR	FRONT SPROCKET		REAR SPROCKET		CHAIN		
		PART No	T	PART No	T	PITCH	LINKS	
<b>HONDA STREET BIKES</b>								
VFR800 FI Interceptor	98-01	339	17	343	43	530	108	
VFR800 FI Interceptor	02-08	339	16	1342	43	530	110	
VFR800 FI Interceptor (ABS)	02-08	339	16	1342	43	530	110	
CB900 F/C All Models	80-82	339	17	1334	44	530	106	
919 (CB900 F)	02-07	333	16	302	43	530	114	
CBR900 RR	93-95	333	16	302	43	530	108	
CBR900 RR	96-99	1370	16	1304	43	525	108	
CBR900 RR <<<<< 520 Chain Conversion	93-99	1269	16	1303	43	520	108	
CBR929 RR	00-01	333	16	1306	43	530	108	
CBR929 RR <<<<< 520 Chain Conversion	00-01	1269	16	1308	43	520	108	
CBR954 RR	02-03	333	16	1306	43	530	108	
CBR954 RR <<<<< 520 Chain Conversion	02-03	1269	16	1308	43	520	108	
CBX	79	335	15	336	34	630	84	
CBX	80	340	18	1334	42	530	102	
CBX ProLink	81-82	340	18	1334	42	530	108	
CB1000 FP	93	339	17	1334	42	530		
CBR1000 F Hurricane	87-88	339	17	1334	43	530	114	
CBR1000 F Hurricane	90-92	339	17	1334	42	530	114	
CBR1000 F	93-96	339	17	1334	42	530	120	
CBR1000 RR	04-05	333	16	1306	41	530	114	
CBR1000 RR <<<<< 520 Chain Conversion	04-05	1269	16	1308	41	520	114	
CBR1000 RR	06-07	333	16	1306	42	530	114	
CBR1000 RR <<<<< 520 Chain Conversion	06-07	1269	16	1308	42	520	114	
CBR1000 RR	08					530		
RC51 (RVT1000 R)	00-06	333	16	1306	40	530	104	
RC51 (RVT1000 R) <<<<< 520 Chain Conversion	00-06	1269	16	1308	40	520	104	
VF1000 F Interceptor	84	339	17	1334	43	530	110	
VF1000 R	85-86	339	17	1334	44	530	110	
VTR1000 F Superhawk	98-05	333	16	302	41	530	102	
XL1000 V Varadero	99-06	1370	16	1304	47	525	112	
CB1100 F	83	339	17	1334	42	530	104	
CBR1100 XX Blackbird	97-06	339	17	302	45	530	110	

## NEW APPLICATIONS




# Superior Sprockets USA Application Guide 2008

Steel Specs-Rear Sprockets: Made in Japan C45 steel.

Steel Specs-Front Sprockets: Made in Japan C45&SCM415 CHROMOLY.

	FRONT SPROCKET		REAR SPROCKET		CHAIN		
	YEAR	PART No	T	PART No	T	PITCH	LINKS
<b>HONDA DIRT BIKES</b>							
CRF50 F	04-08	1256	14	1213	37	420	78
XR50 R	00-04	1256	14	1213	37	420	118
Z50 K1-K6/A	69-78	252	12	255	37	420	76
Z50 R	79-81	252	12	255	37	420	76
Z50 R	82-87	252	13	255	37	420	76
Z50 RD	86	252	13	255	37	420	76
Z50 R	88-99	252	14	37	37	420	76
Z50 RD	92-93	252	14	37	37	420	76
CR60 R	83-84	253	14	1214	45	420	104
CL70	77-82	253	15	256	35	420	86
CRF70 F	04-08	1256	15	1214	36	420	86
CT70	69-82	253	15	256	35	420	86
CT70	91-94	253	15	256	35	420	86
XR70 R	97-99	253	15	1214	36	420	86
XR70 R	00-03	1256	15	1214	36	420	86
XL75	77-79	252	14	256	36	420	94
XR75	73-78	252	14	256	46	420	100
CR80 R Elsinore	80	253	14	239	47	420	108
CR80 R Elsinore	81	253	14	239	47	420	112
CR80 R	82-83	253	14	1214	47	420	112
CR80 R	84	253	14	1214	49	420	114
CR80 R	85	253	15	215	49	420	114
CR80 R	86-95	1256	15	215	49	420	114
CR80 R >>>>> 428 Chain Conversion	86-95	1257	15	217	49	428	114
CR80 R	96-02	1256	15	215	49	420	116
CR80 R >>>>> 428 Chain Conversion	96-02	1257	15	217	49	428	116
CR80 RB Expert	96-02	1256	15	215	55	420	126
CR80 RB Expert >>>>> 428 Chain Conversion	96-02	1257	15	217	55	428	126
CRF80 F	04-08	252	14	1214	46	420	110
XL80 S	80-85	253	15	256	37	420	96
XR80	79-84	252	14	256	46	420	100
XR80 R	85-03	252	14	1214	46	420	110
CR85 R	03-04	1256	15	215	50	420	116
CR85 R >>>>> 428 Chain Conversion	03-04	1257	15	217	50	428	116
CR85 R	05-07	1256	15	215	49	420	116
CR85 R >>>>> 428 Chain Conversion	05-07	1257	15	217	49	428	116
CR85 RB Expert	03-04	1256	15	215	56	420	124
CR85 RB Expert >>>>> 428 Chain Conversion	03-04	1257	15	217	56	428	124
CR85 RB Expert	05-07	1256	15	215	55	420	124
CR85 RB Expert >>>>> 428 Chain Conversion	05-07	1257	15	217	55	428	124
CT90 K1-K5	68-78		15		45	428	104
CT90	79		15		45	428	
ST90	73-75		15	269	40	428	94
CRF100 F	04-08	274	14	1204	50	428	118
SL100	69-72	259	14	269	49	428	110
XL100 K	74-76	259	14	269	49	428	110
XL100	77-78	259	14	269	49	428	112
XL100 S	79-80	274	15	269	45	428	118
XL100 S	81-85	274	15	999	42	428	108
XR100	81-84	274	14	999	50	428	112
XR100 R	85-03	274	14	1204	50	428	118



# Superior Sprockets USA Application Guide 2008

Steel Specs-Rear Sprockets: Made in Japan C45 steel.

Steel Specs-Front Sprockets: Made in Japan C45&SCM415 CHROMOLY.

	FRONT SPROCKET			REAR SPROCKET		CHAIN	
	YEAR	PART No	T	PART No	T	PITCH	LINKS
<b>HONDA DIRT BIKES</b>							
CT110 Trail 110	80	1263	15	999	45	428	104
CT110 Trail 110	81-86		15	999	45	428	104
CL125	73-74	259	15	269	42	428	104
CT125	77	259	14	269	52	428	102
CR125 R	79-81	266	13		51	520	110
CR125 R	82	266	13		51	520	110
CR125 R	83-84	1329	13	210	51	520	112
CR125 R	85	1329	13	210	51	520	114
CR125 R	86	268	13	210	51	520	114
CR125 R	87-96	326	13	210	51	520	114
CR125 R	97	326	12	210	49	520	112
CR125 R	98-99	326	13	210	51	520	114
CR125 R	00-01	326	13	210	52	520	116
CR125 R	02	326	13	210	51	520	114
CR125 R	03	326	13	210	52	520	116
CR125 R	04-07	1323	13	210	52	520	116
NX125	88	259	15	1250	56	428	130
NX125	89-90	259	15	1250	48	428	126
MT125/K1/76	74-76		15	269	44	428	118
SL125 K1/K2	73-76		15	269	49	428	110
TL125 S/K2	73-76	259	15	269	60	428	120
XL125	74-78	259	15	269	52	428	118
XL125 S	79-85	259	14	269	56	428	124
CRF150 F	03-06	327	13	210	48	520	112
CRF150 F	07-08	327	13		47	520	104
CRF150 R	07-08	1310	15	215	50	420	120
CRF150 RB	07-08	1310	15	215	56	420	126
CL175 K3-K7	68-73		16	269	39	428	116
MR175	75-77		14		43	428	118
XL175 K1	74-75		14		38	520	94
XL175 K2	76-78		14		42	520	94
XL185 S	79-83	259	14	269	50	428	120
XR185	79	259	15	269	58	428	126
XL200 R	83-84	328	13	254	45	520	104
XR200 R Pro Link	81-83	328	13	254	50	520	106
XR200 R	84-85	328	13	245/2	50	520	108
XR200 R	86-03	328	13	245/2	47	520	108
TLR200 Reflex	86-87	328	13	1208	44	520	96
TR200 Fatcat	86-87	1352	13	1207	39	520	100
CRF230 F	03-06	327	13	210	50	520	112
CRF230 F	07-08	327	13	210	50	520	110
CRF230 L	08					520	
MR250	76		14		47	520	104
MT250 K1	74-76		14	1977	47	520	106
TL250	75-76						
CR250 M	73-74		14	1977	48	520	104
CR250 M1	75-76		14		48	520	104
CR250 R	78-80		14		49	520	110
CR250 R	81	337	14		54	520	114
CR250 R	82-83	337	14		54	520	114
CR250 R	84-85	337	14	210	51	520	114



# Superior Sprockets USA Application Guide 2008

Steel Specs-Rear Sprockets: Made in Japan C45 steel.

Steel Specs-Front Sprockets: Made in Japan C45&SCM415 CHROMOLY.
































	FRONT SPROCKET			REAR SPROCKET		CHAIN	
	YEAR	PART No	T	PART No	T	PITCH	LINKS
<b>HONDA DIRT BIKES</b>							
CR250 R	86	285	14	210	51	520	114
CR250 R	87	285	14	210	53	520	114
CR250 R	88-91	284	14	210	51	520	114
CR250 R	92-93	284	13	210	49	520	112
CR250 R	94-95	284	13	210	49	520	114
CR250 R	96-01	284	13	210	50	520	114
CR250 R	02-05	284	13	210	48	520	114
CR250 R	06-07	284	13	210	49	520	114
CRF250 R	04-08	1323	13	210	51	520	114
CRF250 X	04-06	1323	14	210	53	520	114
CRF250 X	07-08	1323	14	210	53	520	116
XL250 K1/K2	72-76	1265	15	1977	48	520	102
XL250 S	78-81	1265	14	245/2	53	520	102
XL250 R Pro Link	82-83	281	14	245/2	47	520	102
XL250 R Pro Link	84-87	328	13	260	40	520	102
XR250	79-80	1265	13	245/2	53	520	102
XR250 R Pro Link	81-82	1265	13	245/2	53	520	106
XR250 R Pro Link	84-85	328	13	251/2	50	520	108
XR250 R Pro Link	86-87	328	13	251/2	48	520	108
XR250 R Pro Link	88-89	327	13	251/2	48	520	108
XR250 R Pro Link	90-95	327	13	301	48	520	108
XR250 R	96-04	1321	13	210	48	520	106
XR250 L	91-96	327	13	260	40	520	104
SL350 K2	72-73		16		42	520	
XL350 R	84-85	287	14	245/2	40	520	102
XR350 R	83-84	287	14	245/2	42	520	104
XR350 R	85	1336	14	245/2	42	520	106
XR400 R	96-04	1322	15	210	45	520	108
CR450 R	81	337	14	210	54	520	116
CRF450 R	02-03	284	13	210	50	520	114
CRF450 R	04-08	284	13	210	48	520	114
CRF450 X	05-08	284	13	210	51	520	
CR480 R	82-83	337	14		54	520	118
CR500 R	84-85	337	14	210	51	520	116
CR500 R	86-87	285	14	210	51	520	116
CR500 R	88-91	284	14	210	51	520	116
CR500 R	92-01	284	14	210	49	520	114
XL500 S	79-81	281	14	245/2	41	520	96
XL500 R Pro Link	82	281	15	245/2	43	520	100
XR500	79-80	281	14	245/2	48	520	100
XR500 R Pro Link	81-82	281	14	245/2	48	520	104
XR500 R Pro Link	83-84	281	14	251/2	48	520	104
XL600 R	83-87	281	15	245/2	43	520	104
XL600 V Transalp	88-90	296	15	300	47	525	118
XR600 R	85-87	281	14	251/2	48	520	110
XR600 R	88-90	281	14	251/2	50	520	112
XR600 R	91-00	1309	14	301	48	520	110
NX650	88	281	15	245/3	45	520	108
NX650	89	308	15	245/3	45	520	108
XR650 R	00-07	1307	14	210	48	520	110
XR650 L	93-08	1309	15	301	45	520	110










































# Superior Sprockets USA Application Guide 2008

Steel Specs-Rear Sprockets: Made in Japan C45 steel.

Steel Specs-Front Sprockets: Made in Japan C45&SCM415 CHROMOLY.

	YEAR	FRONT SPROCKET			REAR SPROCKET		CHAIN	
		PART No	T		PART No	T	PITCH	LINKS
<b>HONDA THREE WHEELS</b>								
ATC70 	76-81	253	14		256	35	420	72
ATC70 	82-85	252	13		256	36	420	72
ATC90 K1/K2/K3 	73-78		15			49	428	86
ATC110 	79-83		15			49	428	86
ATC110 	84-85		15			49	428	92
ATC125 M 	84-85		14			49	428	92
ATC125 M 	86-87		12			48	428	96
ATC185 	80	1325	11			47	520	90
ATC185 S 	81-82	1325	11			41	520	82
ATC185 S 	83	1325	11			41	520	82
ATC200 	81-82	1325	11			47	520	90
ATC200 E Big Red 	82		11			47	520	90
ATC200 	83	1325	11			47	520	90
ATC200 E Big Red 	83		11			47	520	90
ATC200 M 	84-85	1325	11			47	520	92
ATC200 S 	84-86	1325	11			43	520	84
ATC200 X 	83-85	266	12		1353	40	520	88
ATC200 X 	86-87	1352	13		1354	38	520	86
ATC250 R 	81-82	1350	13			44	520	84
ATC250 R 	83-84	337	13			42	520	90
ATC250 R 	85	337	13			39	520	96
ATC250 R 	86	337	13		1350	39	520	96
ATC350 X 	85	1336	13		1351	40	520	90
ATC350 X 	86	1336	13		1352	40	520	90

<b>HONDA FOUR WHEELS</b>								
TRX70 Fourtrax 	86-87	252	13		256	36	420	72
TRX90 Sportrax 	93-08	273	13		1355	50	420	98
TRX125 Fourtrax 	85-86		13			50	428	92
TRX125 Fourtrax 	87-88		12		1355	48	428	94
TRX200 SX Fourtrax 	86-88	1324	12			42	520	80
TRX200 Fourtrax 	90-91	1324	12		1486	42	520	88
TRX200 D Fourtrax Type II 	91-97	1324	12		1486	42	520	88
TRX250 R Fourtrax 	86-87	337	13		1350	39	520	96
TRX250 R Fourtrax 	88-89	337	13		1350	38	520	92
TRX250 R 	91-92	1352	13		1350	38	520	96
TRX250 X 	87-92	1352	13		1350	38	520	86
TRX300 EX Sportrax 	93-08	1352	13		1350	38	520	86
TRX400 EX Sportrax 	99-04	1322	15		1350	38	520	92
TRX400 EX Sportrax 	05-08	1309	14		1350	39	520	94
TRX450 R 	04-05	284	14		1350	38	520	94
TRX450 R 	06-08	284	13		1350	38	520	96
TRX700 XX 	08						520	

<b>NEW APPLICATIONS</b>								
								
								



# Superior Sprockets USA Application Guide 2008

Steel Specs-Rear Sprockets: Made in Japan C45 steel.

Steel Specs-Front Sprockets: Made in Japan C45&SCM415 CHROMOLY.

	FRONT SPROCKET			REAR SPROCKET		CHAIN	
	YEAR	PART No	T	PART No	T	PITCH	LINKS
<b>KAWASAKI STREET BIKES</b>							
AR50 A1	82-83	249	13	801	46	420	116
AR80 A1	82	249	15	801	43	420	114
KH100 B7/B8	76-77	1263	14	802	37	428	110
BN125 A4-A8,A6F,A7F Eliminator	01-07	417	15	468	46	428	132
KZ200 A1-A2	78-79	569	15	473	40	520	98
KZ200 A1A	78	569	15	473	40	520	98
EL250 B2-B3, E1-E4 Eliminator	88-93	516	14	1486	44	520	114
EL250 E250HS	91	516	14	1486	44	520	114
EX250 E1-E2 Ninja	86-87	516	14	1486	42	520	104
EX250 F2-F19,F6F,F7F Ninja 250 R	88-07	516	14	486	45	520	106
EX250 H1/H2 (ZZR250)	90-91	516	14	486	47	520	108
S1 250 B	73-75	506	14	474	48	525	104
KH250 A5/A6	76-77	506	14	474	48	525	108
KR250 B2 - (KR1)	89	516	15	472	40	520	106
KR250 C2/C3 - (KR 1 S)	90-91	516	15	472	41	520	108
KZ250 D1(LTD)/D2(CSR)	80-81	569	15	473	37	520	102
KZ305 A1/A2(CSR)	81-82	513	15	476	33	530	100
KH400 A3/A4/A5	76-78	508	15	476	41	530	104
KZ400 A1/A2(Deluxe)	77-78	509	15	476	45	530	100
KZ400 B1/B2	78-79	509	15	476	45	530	100
KZ400 C1	78	509	15	476	45	530	100
KZ400 D/D3/D4	74-77	509	15	476	45	530	100
KZ400 S/S2/S3	75-77	509	15	476	45	530	100
KZ400 H1(LTD)	79	509	15	476	45	530	104
ZXR400 L1/L2 (ZX-4)	91-92	512	15	478	45	520	110
KZ440 LTD A1-A4	80-83	509	15	476	45	530	104
KZ440 B1/B2	80-81	509	15	476	45	530	100
KZ440 K1/D2/D3/D4/D5/D6(LTD)	80-85	509	15	476	45	530	104
EN500 C1-C10, C6F,C7F,C8F Vulcan 500 Ltd	96-08	512	16	1490	42	520	110
EX500 A1-A7	87-93	512	16	486	42	520	104
EX500 D1-D12 Ninja	94-05	512	16	486	41	520	104
EX500 D6F.D7F Ninja 500R	06-07	512	16	486	41	520	106
KH500 A1 / H1-D/E/F	73-76	508	15	481	45	530	106
KZ550 A1-A4	80-83	513	16	481	40	530	100
KZ550 C1-C4 (LTD)	80-83	513	16	488	38	530	100
KZ550 D1(GPz)	81	513	16	488	38	530	100
KZ550 H1/H2 (GPz)	82-83	513	16	488	38	530	104
ZR550 B1-B4 Zephyr	90-94	512	16	486	41	520	108
ZX550 A1-A3, A1L (GPz)	84-86	512	16	1478	38	520	104
ZX600 A1-A3 Ninja (GPz)	85-87	513	15	479	39	530	102
ZX600 B1 Ninja	87	513	15	479	39	530	102
ZX600 C1-C10 Ninja (GPX)	88-97	513	15	479	39	530	102
ZX600 D1-D4 Ninja (ZX-6)	90-93	513	15	499	45	530	110
ZX600 E1-E10 Ninja (ZX-6)	93-02	513	16	499	48	530	112
ZX600 E11-E12 Ninja (ZZ-R)	03-04	513	16	499	48	530	112
ZX600 J4,J6F,J7F (ZZ-R)	05-07	1535	15	1489	40	525	108
ZX600 F1-F3 Ninja (ZX-6R)	95-97	1515	15	498	40	525	108
ZX600 F1-F3 Ninja (ZX-6R) <<<< 520 Chain Conversion	95-97		15	1490	40	520	108
ZX600 G1-G2 Ninja (ZX-6R)	98-99	1535	15	1489	40	525	108
ZX600 J1-J3 Ninja (ZX-6R)	00-02	1535	15	1489	40	525	108
ZX600 G1-G2, J1-J3 Ninja (ZX-6R) <<<< 520 Chain Conversion	98-02	1307	15	1478	40	520	108





# Superior Sprockets USA Application Guide 2008

Steel Specs-Rear Sprockets: Made in Japan C45 steel.

Steel Specs-Front Sprockets: Made in Japan C45&SCM415 CHROMOLY.

	FRONT SPROCKET			REAR SPROCKET		CHAIN	
	YEAR	PART No	T	PART No	T	PITCH	LINKS
<b>KAWASAKI STREET BIKES</b>							
ZX600 P7F,P8F Ninja (ZX-6R)	07-08	578	16	478	43	520	112
ZX600 K1 Ninja (ZX-6RR)	03	1307	15	1478	40	520	108
ZX600 M1 Ninja (ZX-6RR)	04	1307	15	1478	40	520	108
ZX600 N1,N6F Ninja (ZX-6RR)	05-06	1307	15	478	43	520	110
ZX636 B1-B2 Ninja (ZX-6R)	03-04	1307	15	1478	40	520	108
ZX636 C1 Ninja (ZX-6R)	05	1307	15	478	43	520	110
ZX636 C6F,D6F Ninja (ZX-6R)	06	1307	15	478	43	520	110
EX650 A6F,A7F Ninja 650R	06-07		15	478	46	520	114
KLE650 Versys	07-08		15	478	46	520	
KZ650 B1/B2/B2A/B3	77-79	513	16	481	42	530	102
KZ650 C1/C2/C3 Custom	77-79	513	16	488	42	530	102
KZ650 D SR/D1	77-78	513	16	488	40	530	102
KZ650 D SR/D2	77-79	513	16	488	41	530	102
KZ650 E1 (LTD)	80	513	16	488	41	530	102
KZ650 F1	80	513	16	481	42	530	102
KZ650 H1-H3 (CSR)	81-83	518	13	501	33	630	84
W650 A2-A3 (EJ650)	00-01	520	15	498	39	525	104
KZ700 A1/A1L	84	518	13	501	33	630	88
H2/A/B/C 750	72-75	508	16	482	47	530	120
KZ750 B1/B2/B3/B4	76-79	513	16	488	38	530	106
KZ750 G1 (LTD)	80	513	16	488	38	530	106
KZ750 E1/E2/E3	80-82	518	13	501	33	630	84
KZ750 H1-H4 (LTD)	81-83	518	13	501	32	630	84
KZ750 M1 (CSR)	82	513	16	488	38	530	106
KZ750 R1 (GPz)	82	518	13	501	33	630	88
KZ750 L3	83	518	13	501	33	630	88
Z750 S K1,K6F (ZR750)	05-06	1538	15	478	43	520	112
ZR750 C1-C3 Zephyr	91-93	520	15	498	39	525	106
ZR750 F2 (ZR-7)	00	520	16	498	38	525	108
ZR750 H1-H3 (ZR-7S)	01-03	520	16	498	38	525	108
ZX750 A1-A3 (GPz)	83-85	514	15	501	38	630	94
ZX750 A2L (GPz)	84	514	15	501	38	630	94
ZX750 E1-E2 Turbo	84-85	518	15	501	46	630	98
ZX750 E1L Turbo	85	518	15	501	46	630	98
ZX750 F1-F4 Ninja (750R)	87-90	513	16	502	47	530	110
ZX750 H1 Ninja (ZX-7)	89	513	16	499	46	530	112
ZX750 H2 Ninja (ZX-7)	90	513	16	488	46	530	112
ZX750 J1-J2 Ninja (ZX-7)	91-92	513	16	488	45	530	110
ZX750 K1-K2 Ninja (ZX-7R)	91-92	513	16	488	42	530	108
ZX750 L1-L3 (ZX-7)	93-95	513	16	488	44	530	110
ZX750 M1-M2 (ZX-7R)	93-94	513	16	488	41	530	108
ZX750 P1-P8 (ZX-7R)	96-03	520	16	1489	43	525	110
ZX750 P1-P8 (ZX-7R) <<<<<< 520 Chain Conversion	96-03	512	16	478	43	520	110
ZX750 N1-N2 (ZX-7RR)	96-97	520	16	1489	42	525	108
ZX750 N1-N2 (ZX-7RR) <<<<<< 520 Chain Conversion	96-97	512	16	1478	42	520	108
VN800 A1-A2 Vulcan	95-96	519	16	499	46	530	114
VN800 A3-A11 Vulcan	97-05	519	17	499	42	530	114
VN800 B1-B10 Vulcan Classic	96-05	519	17	499	42	530	112
VN800 C2, E1-E5,E6F Vulcan Drifter	00-06	519	17	499	40	530	112
KZ900 Z1/Z1A/Z1B	73-75	518	15	483	35	630	92
KZ900 A	76	521	15	483	35	630	92



# Superior Sprockets USA Application Guide 2008

Steel Specs-Rear Sprockets: Made in Japan C45 steel.

Steel Specs-Front Sprockets: Made in Japan C45&SCM415 CHROMOLY.

	FRONT SPROCKET			REAR SPROCKET		CHAIN	
	YEAR	PART No	T	PART No	T	PITCH	LINKS
<b>KAWASAKI STREET BIKES</b>							
KZ900 A4/A5	76-77	521	15	483	33	630	92
KZ900 B1(LTD)	76	518	15	483	35	630	92
ZX900 A1-A3 Ninja	84-86	517	17	502	50	530	114
ZX900 A1L Ninja	84	517	17	502	50	530	114
ZX900 B1-B4 Ninja (ZX-9R)	94-97	519	16	488	44	530	112
ZX900 C1-C2 Ninja (ZX-9R)	98-99	519	16	488	41	530	110
ZX900 E1-E2 Ninja (ZX-9R)	00-01	519	16	488	41	530	110
ZX900 F1-F2 Ninja (ZX-9R)	02-03	1537	16	1489	41	525	110
KZ1000 A1/A2/A2A	77-78	521	15	501	33	630	92
KZ1000 A3/A3A/A4	79-80	521	15	501	35	630	92
KZ1000 B1/B2/B3/B4 (LTD)	77-81	521	15	501	33	630	92
KZ1000 C1/C2 Police	78-79	521	15	501	37	630	94
KZ1000 C3/C4 Police	80-81	521	15	501	35	630	92
KZ1000 D1 (Z1-R Series)	78	521	15	501	33	630	92
KZ1000 D3 (Z1-R Series)	80	521	15	501	35	630	92
KZ1000 G1 Classic	80	521	15	501	33	630	92
KZ1000 J1-J3	81-83	522	15	501	41	630	96
KZ1000 K1/K2 (LTD)	81-82	522	15	501	39	630	96
KZ1000 M1/M2 (CSR)	81-82	522	15	501	39	630	96
KZ1000 P1 Police	82	522	15	501	41	630	96
KZ1000 P2-P20 Police	83-01	522	15	501	41	630	98
KZ1000 P21 Police	02			488	46	530	116
KZ1000 P24 Police	05			488	46	530	116
KZ1000 R1-R2 (Replica)	82-83	522	15	501	41	630	98
ZR1000 A1-A3 (Z1000)	03-06	1537	16	1489	42	525	112
ZR1000 B7F (Z1000)	07-08		15	1489	40	525	110
ZX1000 A1-A2 Ninja (ZX 10)	86-87	524	15	500	41	632	94
ZX1000 A1-A2 Ninja (ZX 10) # <<< 630 Chain Conversion	86-87	526	15	506	41	630	94
ZX1000 B1-B3 Ninja (ZX 10)	88-90	525	17	503	45	532	110
ZX1000 B1-B3 Ninja (ZX 10) ## <<< 530 Chain Conversion	88-90	527	17	502	45	530	110
ZX-10R C1-C2 Ninja (ZX1000)	04-05	1537	17	1489	39	525	112
ZX-10R D6F,D7F Ninja (ZX1000)	06-07	1537	17	1489	40	525	108
ZX-10R Ninja (ZX1000)	08						
KZ1100 B1 (GPz)	81	522	15	501	41	630	98
KZ1100 B2 (GPz)	82	522	15	501	42	630	98
ZR1100 A1-A4 Zephyr	92-95	517	16	502	48	530	116
ZX1100 A1-A2 (GPz)	83-84	523	15	501	41	630	100
ZX1100 A2L (GPz)	84	523	15	501	41	630	100
ZX1100 C1-C4 Ninja (ZX-11)	90-93	528	17	502	45	530	110
ZX1100 D1-D9 Ninja (ZX-11)	93-01	517	17	502	45	530	110
ZX1100 E1-E3 (GPz)	95-97	1529	17	502	45	530	112
ZX1100 F1 (ABS) (GPz)	96	1529	17	502	45	530	112
ZR1200 A1-A5 (ZR 1200 R)	01-05	1529	17	488	42	530	110
ZX1200 A1-A2 Ninja (ZX-12R)	00-01	517	18	488	46	530	116
ZX1200 B1-B4 Ninja (ZX-12R)	02-05	517	18	488	46	530	116
ZX1200 C1-C4 Ninja (ZZ-R)	02-05	517	17	488	44	530	112
ZX-14 (ZZR-1400)	06	517	17		41	50	116
ZX-14 A7F Ninja (ZX1400)	07	517	17		41	50	116

# : Modification from 632 to 630 chain.

## : Modification from 532 to 530 chain.



# Superior Sprockets USA Application Guide 2008

Steel Specs-Rear Sprockets: Made in Japan C45 steel.

Steel Specs-Front Sprockets: Made in Japan C45&SCM415 CHROMOLY.

	FRONT SPROCKET			REAR SPROCKET		CHAIN	
	YEAR	PART No	T	PART No	T	PITCH	LINKS
<b>KAWASAKI DIRT BIKES</b>							
KDX50 A1-A3,A6F	03-06		13		28		78
KX60 A1-A2	83-84	546	13	464	44	420	104
KX60 B1-B19	85-03	546	13	464	44	420	104
KX65 A1-A2	00-01	546	13	1465	46	420	108
KX65 A1-A2 >>>>> 428 Chain conversion	00-01	555	13	1466	46	428	108
KX65 A3-A6,A6F,A7F,A8F	02-08	546	13	1465	47	420	110
KX65 A3-A6,A6F,A7F,A8F >>>>> 428 Chain conversion	02-08	555	13	1466	47	428	110
KV75 A A6-A9	77-80	563	13		33	420	88
KD80 M1-M8	80-87	1263	14	802	39	428	98
KD80 N1-N3	88-90	249	15		34	420	102
KDX80 A1/A2	81-82	546	14		50	420	110
KDX80 B2/B3	82-83	546	14		50	420	120
KDX80 C1-C5	84-88	546	14	464	48	420	118
KX80 A1/A2	79-80	546	14		50	420	112
KX80 C1/C2	81-82	546	14		50	420	120
KX80 E1	83	546	14	464	49	420	118
KX80 E2	84	546	14	464	50	420	118
KX80 E3	85	546	14	464	50	420	120
KX80 G1-G2	86-87	546	13	461	49	420	120
KX80 G1-G2 >>>> 428 Chain Conversion	86-87	555	13	462	49	428	120
KX80 J2	87	546	13	461	54	420	126
KX80 J2 >>>> 428 Chain Conversion	87	555	13	462	54	428	126
KX80 L1	88	546	14	461	48	420	120
KX80 L1 >>>> 428 Chain Conversion	88	555	14	462	48	428	120
KX80 N1	88	546	14	461	53	420	126
KX80 N1 >>>> 428 Chain Conversion	88	555	14	462	53	428	126
KX80 L2-L3	89-90	546	13	461	49	420	120
KX80 L2-L3 >>>> 428 Chain Conversion	89-90	555	13	462	49	428	120
KX80 N2-N3	89-90	546	13	461	54	420	126
KX80 N2-N3 >>>> 428 Chain Conversion	89-90	555	13	462	54	428	126
KX80 R1-R7	91-97	546	13	461	49	420	118
KX80 R1-R7 >>>> 428 Chain Conversion	91-97	555	13	462	49	428	118
KX80 T1-T4 (Big Wheel)	91-94	546	13	461	54	420	124
KX80 T1-T4 (Big Wheel) >>>> 428 Chain Conversion	91-94	555	13	462	54	428	124
KX80 W1-W3	98-00	546	14	461	50	420	120
KX80 W1-W3 >>>> 428 Chain Conversion	98-00	555	14	462	50	428	120
KX85 A1-A5,A6F,A7F,A8F	01-08	546	14	461	50	420	120
KX85 A1-A5,A6F,A7F,A8F >>>> 428 Chain Conversion	01-08	555	14	462	50	428	120
KX85 B1-B3 Big Wheel	01-03	546	13	461	51	420	130
KX85 B1-B3 Big Wheel >>>> 428 Chain Conversion	01-03	555	13	462	51	428	130
MC90 G	70-75	1263	15	802	37	428	106
G 3,4,5	70-75	1263	14	802	42	428	106
KD100 M1-M4	76-79	1263	14	802	36	428	96
KE100 A5-A10	76-81	1263	15	802	42	428	110
KE100 B1-B20	82-01	1263	15	802	40	428	112
KM100 A1-A7	76-82	1263	14	802	36	428	96
KX100 B5-B7	95-97	546	13	461	54	420	124
KX100 B5-B7 >>>>> 428 Chain Conversion	95-97	555	13	462	54	428	124
KX100 C1-C3	98-00	546	13	461	51	420	124
KX100 C1-C3 >>>>> 428 Chain Conversion	98-00	555	13	462	51	428	124



# Superior Sprockets USA Application Guide 2008

Steel Specs-Rear Sprockets: Made in Japan C45 steel.

Steel Specs-Front Sprockets: Made in Japan C45&SCM415 CHROMOLY.

	FRONT SPROCKET			REAR SPROCKET		CHAIN	
	YEAR	PART No	T	PART No	T	PITCH	LINKS
<b>KAWASAKI DIRT BIKES</b>							
KX100 D1-D5,D6F,D7F,D8F	01-08	546	13	461	51	420	124
KX100 D1-D5,D6F,D7F,D8F >>>>> 428 Chain Conversion	01-08	555	13	462	51	428	124
KLX110 A1	02	249	14	801	37	420	88
KLX110 A2-A3	03-04	249	14	801	33	420	86
KLX110 A4,A6F,A7F,A8F	05-08	249	14		33	420	86
KD125 A3-A5	77-79	1263	14	471	50	428	118
KE125 A4-A10	76-83	1263	14	471	50	428	118
KLX125 A1-A3,A6F	03-06		14		51		
KLX125 L B1-B3,B6F	03-06		14		57		
KS125 A	74-75	1263	14	471	50	428	118
KX125 A4	78	1263	14		63	428	130
KX125 A5	79	1263	14		60	428	134
KX125 A6	80	422	12	460	52	520	118
KX125 A7	81	422	12	460	53	520	118
KX125 B1	82	422	13	460	51	520	114
KX125 B2	83	422	12	460	50	520	114
KX125 C1	84	422	12	460	50	520	112
KX125 D1	85	422	12	460	47	520	110
KX125 E1	86	422	12	460	47	520	112
KX125 E2	87	422	12	460	47	520	110
KX125 F1	88	422	12	460	47	520	112
KX125 G1	89	422	12	460	47	520	112
KX125 H1-H2	90-91	422	12	460	48	520	112
KX125 J1-J2	92-93	422	12	460	49	520	112
KX125 K1-K2	94-95	1445	12	460	49	520	110
KX125 K3-K4	96-97	1445	13	460	50	520	112
KX125 K5	98	1445	12	460	48	520	112
KX125 L1	99	1445	12	460	48	520	112
KX125 L2-L4	00-02	1445	12	460	49	520	110
KX125 M1	03	1445	13	460	51	520	110
KX125 M2,M3	04-07	1445	13	460	51	520	114
KX125	08	1445	13	460	51	520	
KD175 A1-A4	76-79	1263	14	471	48	428	120
KDX175 A1-A3	80-82	422	12	460	52	520	118
KE175 B1-B3	76-78	1263	14	471	48	428	120
KE175 D2-D5	80-83	1263	14	469	44	428	116
KDX200 A1	83	422	13	460	48	520	112
KDX200 A2-A3	84-85	569	13	460	48	520	112
KDX200 C1-C3	86-88	569	13	460	48	520	110
KDX200 E1-E6	89-94	569	13	460	47	520	110
KDX200 H1-H11,H6F	95-06	569	13	460	47	520	108
KDX220 A4-A12	97-05	569	13	460	47	520	108
KDX250 A1	80	507	14		50	520	110
KDX250 B1	81	507	13		50	520	116
KDX250 B2	82	507	14		52	520	118
KDX250 B3-B4	83-84	507	14	460	50	520	116
KDX250 D1-D4	91-94	569	14	460	48	520	112
KE250 B1-B3	77-79	507	14	1458	39	520	98
KL250 A1/A2/A1A	78-79	569	14	1458	40	520	96
KL250 A3-A5	80-82	569	14	475	40	520	96
KL250 C1-C2	83-84	569	14	475	40	520	96



# Superior Sprockets USA Application Guide 2008

Steel Specs-Rear Sprockets: Made in Japan C45 steel.

Steel Specs-Front Sprockets: Made in Japan C45&SCM415 CHROMOLY.





















	FRONT SPROCKET			REAR SPROCKET		CHAIN	
	YEAR	PART No	T	PART No	T	PITCH	LINKS
<b>KAWASAKI DIRT BIKES</b>							
KL250 D2-D22 (KLR 250)	85-05	512	15	475	44	520	104
KL250 G4-G7 Super Sherpa	00-03	569	14		43	520	102
KLX250 A1/A2	79-80	569	14	460	46	520	108
KLX250 D2-D4 (KLX250 R)	94-96	569	14	460	50	520	110
KLX250 H6F,H7F (KLX250 S)	06-07	516	14	460	42	520	106
KX250 A5-A7	79-81	507	14		50	520	114
KX250 B1	82	507	14	460	48	520	114
KX250 C1-C2	83-84	507	14	460	50	520	114
KX250 D1	85	507	14	460	50	520	112
KX250 D2	86	507	14	460	48	520	114
KX250 E1	87	569	14	460	47	520	114
KX250 F1	88	569	14	460	47	520	114
KX250 G1	89	569	14	460	47	520	114
KX250 H1-H2	90-91	569	14	460	48	520	114
KX250 J1-J2	92-93	569	14	460	49	520	114
KX250 K1-K3	94-96	569	14	460	49	520	112
KX250 K4	97	569	13	460	49	520	114
KX250 K5	98	569	13	460	48	520	114
KX250 L1-L3	99-01	565	13	460	48	520	114
KX250 L4,M1-M2	02-04	565	13	460	49	520	114
KX250 R1,R6F,R7F	05-07	565	13	460	51	520	116
KX250	08	565	13	460	51	520	
KX250 F-N1,N2	04-05	430	13	460	48	520	114
KX250 F-T6F,T7F,T8F	06-08	1446	13	460	48	520	112
KLX300 A2-A10,A6F,A7F (KLX 300 R)	97-07	569	14	460	50	520	110
KDX400 A1	79	507	15		48	520	110
KDX400 A2	80	507	15		50	520	112
KLX400 B1 (KLX 400 R)	03	432	14	808	47	520	112
KLX400 A1 (KLX 400 SR)	03	432	15	808	44	520	112
KX420 A1	80	507	14		48	520	118
KX420 A2	81	507	15		48	520	118
KDX420 B1	81	507	15		50	520	120
KDX450 A1	82	507	15		50	520	120
KLX450R A8F	08	1565	13	460	50	520	114
KX450 F-D6F,D7F,D8F	06-08	1565	13	460	50	520	114
KX500 A1	83	507	14	460	43	520	112
KX500 A2	84	507	15	460	46	520	112
KX500 B1	85	507	14	460	46	520	112
KX500 B2	86	507	14	460	48	520	114
KX500 C1	87	569	14	460	47	520	114
KX500 D1	88	569	14	460	47	520	114
KX500 E1-E16	89-04	569	14	460	47	520	114
KLE500 A1/A2	91-92	512	16	487	44	520	108
KL600 A1,A1L (KLR)	84	512	15	477	43	520	104
KL600 B1-B2 (KLR)	85-86	512	15	477	43	520	104
KL650 A1-A3 (KLR)	87-89	512	15	487	43	520	106
KL650 A4-A19,A6F,A7F,E8F (KLR)	90-08	511	15	487	43	520	106
KL650 B2-B3 Tengai	90-91	511	15	487	43	520	106
KLE650 A8F Versys	08						
KLX650 A1-A3, D1 (KLX650 R)	93-96	511	14	460	49	520	110
KLX650 C1-C4	93-96	511	15	487	43	520	112














# Superior Sprockets USA Application Guide 2008









































Steel Specs-Rear Sprockets: Made in Japan C45 steel.

Steel Specs-Front Sprockets: Made in Japan C45&SCM415 CHROMOLY.

	YEAR	FRONT SPROCKET		REAR SPROCKET		CHAIN		
		PART No	T	PART No	T	PITCH	LINKS	
<b>KAWASAKI THREE WHEELS</b>								
KLT110 A1-A3 	84-86 	1501	12		50	428	100	
KLT200 A1-A3 	80-82 	507	13		50	520	98	
KLT200 A4,A4A,B1 	83 	507	13	1411	50	520	98	
KLT200 C1-C2 	83-84 	507	13	1411	50	520	98	
KLT250 A1-A2	82-83	507	13	1411	50	520	98	
KLT250 C1-C3 Prairie 	83-85 	507	13		50	520	98	
KLT250 P1 Police 	84 	507	13		50	520	98	
KXT250 A1-A2 Tecate	84-85	507	13	1478	42	520	90	
KXT250 B1 Tecate 	86 	507	13	1412	37	520	94	
KXT250 B2 Tecate 	87 	1502	13	1412	37	520	94	

<b>KAWASAKI FOUR WHEELS</b>								
KSF50 A1-A2 (KFX50) 	03-04 	562	10		37		78	
KSF50 A3,A6F (KFX50) 	05-06 	562	10		37		78	
KSF80 A1-A3,A6F (KFX80) 	03-06 	1407	10	1795	22	520	36	
KLF110 A1-A2 Mojave	87-88	1501	12	1410	50	428	100	
KLF110 B1-B2 Mojave	87-88	1501	12	1410	50	428	100	
KSF250 A2-A18 Mojave (KFX250)	88-04	1503	12	1414	43	520	90	
KXF250 A1-A2 Tecate	87-88	569	13	1413	39	520	96	
KEF300 A1-A6 Lakota	95-00	1503	12	1414	43	520	100	
KEF300 B1-B3 Lakota	01-03	1503	12	1414	43	520	100	
KSF400 A1-A3,A6F (KFX400)	03-06	1401	14	1826	40	520	112	
KSF450 B8F (KFX450R) 	08 		14		38	520	94	
KSF450 B8FA (KFX450R) 	08 		14		38	520	94	

## NEW APPLICATIONS



# Superior Sprockets USA Application Guide 2008

Steel Specs-Rear Sprockets: Made in Japan C45 steel.

Steel Specs-Front Sprockets: Made in Japan C45&SCM415 CHROMOLY.

	FRONT SPROCKET			REAR SPROCKET		CHAIN	
	YEAR	PART No	T	PART No	T	PITCH	LINKS
<b>SUZUKI STREET BIKES</b>							
GSXR50 (RB 50 H)	87	563	14	801	37	420	100
OR50 N/T	79-80	563	13	801	43	420	98
GN125 Z/D	82-83	426	14	810	42	428	114
GN125 E-M/N/P/R/S/T/V	91-97	426	14	810	42	428	114
GT250 K/L/M/A/B	73-77	419	14	812	41	525	96
GS250 T T/X	80-81	430	15	819	47	520	106
GN250 Z/D/F/J	82-88	434	15	819/2	41	520	100
GSX250 R		1439	13	1825	47	520	
GZ250	99-06	434	15	819/2	41	520	110
GZ250	07	434	15		41	520	110
RGV250 N	92	565	14	822	44	520	
GS300 L Z/D/F	82-85	430	15	1826	42	520	108
GT380 K/L/M/A	73-76	424	15	814	40	530	104
GT380 B (Asco)	77	424	15	814	40	530	104
GN400 X T/X	80-81	434	16	1825	37	520	98
GN400 T T/X/Z	80-82	434	16	1825	37	520	98
GS400 B/C	77-78	513	16	814	45	530	104
GS400 X B/C	77-78	513	16	814	45	530	104
GSF400 M/N Bandit	91-92	433	14	807	47	525	114
GSF400 P Bandit	93	433	14	807	46	525	114
GS425 N	79	513	16	814	45	530	104
GS425 EN	79	513	16	814	45	530	104
GS425 LN	79	513	16	814	45	530	104
GS450 E T/X/Z	80-82	513	16	814	45	530	104
GS450 L T/X/Z	80-82	513	16	814	41	530	102
GS450 S T/X	80-82	513	16	814	45	530	104
GS450 T X/Z	81-82	513	16	814	43	530	104
GS450 TX-Z	82	513	16	814	43	530	104
GS450 TX D	83	513	16	814	43	530	108
GS450 L D	84	513	16	814	42	530	102
GS450 E D	84	513	16	814	45	530	110
GS450 L F/G/H/J	86-89	513	16	814	42	530	108
T500 1/2/3/R/J/K/L/M	68-75	420	15	814	33	530	112
GT500 A/B	76-77	420	15	814	33	530	110
GS500 E K/L/M/N/P	89-93	565	16	823	39	520	110
GS500 E R/S/T/V/W/X/Y/K1/K2	94-02	516	16	823	39	520	110
GS500 F K4/K5/K6/K7	04-07	516	16	823	39	520	110
GS500 H K7	07	516	16	823	39	520	110
RE5 M/A	75-76		14		43	630	96
RG500 Gamma	86	513	16	824	40	530	106
GT550 R/J/K/L/M/A/B	71-77	424	16	814	40	530	108
GS550 B/C	77-78	513	15	814	50	530	108
GS550 E C/N	78-79	513	15	816	50	530	110
GS550 N	79	513	15	814	50	530	110
GS550 L N	79	513	15	816	50	530	110
GS550 E T Spoke wheel	80	513	15	814	50	530	110
GS550 E T, L T Cast wheel	80	513	15	816	50	530	110
GS550 L X	81	513	15	816	49	530	108
GS550 T X	81	513	15	816	50	530	110
GS550 M Z	82	513	15	816	50	530	112
GS550 L Z	82	513	15	814	49	530	108



# Superior Sprockets USA Application Guide 2008

Steel Specs-Rear Sprockets: Made in Japan C45 steel.

Steel Specs-Front Sprockets: Made in Japan C45&SCM415 CHROMOLY.

	FRONT SPROCKET			REAR SPROCKET		CHAIN	
	YEAR	PART No	T	PART No	T	PITCH	LINKS
<b>SUZUKI STREET BIKES</b>							
GS550 L D/F/G	83-86	513	15	816	47	530	112
GS550 E D/F	83-85	513	14	816	48	530	112
GS550 ES D/E/F/G	83-86	513	14	816	48	530	112
GS550 E3S E	84	513	14	816	48	530	112
GSF600 S TV/W/X/Y/K1/K2 Bandit (USA)	96-03	513	15	829	48	530	112
GSF600 S TV/W/X/Y/K1/K2 Bandit (Canada)	96-03	513	15	829	47	530	110
G SX600 F J Katana	88	513	14	824	46	530	112
G SX600 F K/L/M Katana	89-91	513	14	829	46	530	112
G SX600 F N/P/R/S/T/V Katana	92-97	513	14	829	45	530	112
G SX600 F W/X/Y/K1/K2/K3/K4/K5/K6 Katana	98-06	513	15	829	47	530	118
G SX-R600 W N/P	92-93	513	14	829	44	530	108
G SX-R600 V	97	520	16	498	45	525	108
G SX-R600 W/X/Y	98-00	520	16	498	46	525	108
G SX-R600 K1/K2/K3/K4/K5	01-05	520	16	1792	45	525	110
G SX-R600 K1/K2/K3/K4/K5 <<<<<< 520 Chain Conversion	01-05	512	16	1793	45	520	110
G SX-R600 K6/K7	06-07	520	16	1792	43	525	114
G SX-R600 K6 <<<<<< 520 Chain Conversion	06-07	512	16	1793	43	525	114
RF600 R	94-96	513	14	829	43	530	108
DL650 K4/K5/K6 V-Strom	04-06	520	15	1792	47	525	116
DL650 K7 V-Strom	07	520	15	1792	47	525	118
GR650 D	83	435	15	816	38	530	104
GR650 X D	83	435	15	816	38	530	104
GS650 E X/Z	81-82	513	15	816	45	530	106
SV650 X/Y/K1/K2/K3/K4/K5/K6/K7	99-07	520	15	807	45	525	110
SV650 S X/Y/K1/K2/K3/K4/K5/K6/K7	99-07	520	15	807	44	525	108
SV650 A/S-A K7 (ABS)	07	520	15	807	45	525	114
XN85 D (673cc)	83	513	16		39	530	
GS700 E F	85	513	14	816	45	530	114
GS700 ES F	85	513	14	816	45	530	114
GT750 K/L/M/A/B	73-77	424	15	816	40	530	106
GS750 B/C/N (8 Valve)	77-79	518	15	818	41	630	96
GS750 E C/N (8 Valve)	78-79	518	15	818	41	630	96
GS750 L N (8 Valve)	79	518	15	818	41	630	96
GS750 E T/X/Z (16 Valve)	80-82	518+B	15	818	41	630	96
GS750 L T/X (16 Valve)	80-81	518+B	15	818	40	630	96
GS750 T Z/D (16 Valve)	82-83	518+B	15	818	41	630	96
GS750 E/ES D	83	513	14	816	43	530	112
GS750 S D	83	518+B	15	818	41	630	96
G SX750 F K/L/M/N/P/R/S/T/V Katana	89-97	513	15	829	47	530	118
G SX750 F W/X/Y/K1/K2/K3/K4/K5/K6 Katana	98-06	513	15	829	45	530	116
G SX-R750 F/G/H	85-87	513	14	829	42	530	108
G SX-R750 J/K	88-89	513	15	829	45	530	108
G SX-R750 L/M/N	90-92	513	15	816	43	530	108
G SX-R750 W P/R/S	93-95	513	15	816	42	530	108
G SX-R750 T/V	96-97	513	16	499	43	530	108
G SX-R750 W/X	98-99	520	16	498	44	525	108
G SX-R750 Y/K1/K2/K3/K4/K5	00-05	520	17	1792	42	525	110
G SX-R750 Y/K1/K2/K3/K4/K5 <<<<<< 520 Chain Conversion	00-05	512	17	1793	42	520	110
G SX-R750 K6/K7	06-07	520	17	1792	45	525	116
G SX-R750 K6/K7 <<<<<< 520 Chain Conversion	06-07	512	17	1793	45	520	116
VZ800 V/W/X/Y/K1/K2/K3 Marauder	97-03	513	15	829	48	530	116
VZ800 K4 Marauder	04	513	15	829	48	530	116





# Superior Sprockets USA Application Guide 2008

Steel Specs-Rear Sprockets: Made in Japan C45 steel.

Steel Specs-Front Sprockets: Made in Japan C45&SCM415 CHROMOLY.

	FRONT SPROCKET			REAR SPROCKET		CHAIN	
	YEAR	PART No	T	PART No	T	PITCH	LINKS
<b>SUZUKI STREET BIKES</b>							
RF900 R R/S/T/V	94-97	440	15	827	43	532	110
RF900 R R/S/T/V ## <<<< 530 Chain Conversion	94-97	513	15	816	43	530	110
RF900 R R/S/T/V <<<<<< 520 Chain Conversion	94-97	512	15	1825	43	520	110
RF900 RZ S	95	440	15	827	43	532	110
DL1000 K2/K3/K4/K5 V-Strom	02-05	520	17	1792	42	525	112
DL1000 K6/K7 V-Strom	06-07	520	17	1792	41	525	112
GS1000 C/N	78-79	518+B	15	818	42	630	96
GS1000 E C/N/T	78-80	518+B	15	818	42	630	96
GS1000 L N	79	518+B	15	818	42	630	96
GS1000 S N/T/Z	79-82	518+B	15	818	42	630	96
GSX-R1000 K1/K2/K3/K4/K5/K6	01-06	513	17	1800	42	530	110
GSX-R1000 K1/K2/K3/K4/K5/K6 <<<<<< 520 Chain Conversion	01-06	512	17	1793	42	520	110
GSX-R1000 K7	07	513	17	1800	43	530	112
GSX-R1000 K7 <<<<<< 520 Chain Conversion	07	512	17	1793	43	520	112
SV1000 K3/K4/K5/K6/K7	03-07	513	17	1800	40	530	110
SV1000 S K3/K4/K5/K6/K7	03-07	513	17	1800	40	530	108
TL1000 S V/W/X/Y	97-00	513	17	499	38	530	104
TL1000 R W/X/Y/K1/K2/K3	98-03	513	17	499	39	530	104
GS1100 E T/X/Z/D	80-83	518+B	15	818	42	630	96
GS1100 L T	80	518+B	15	818	40	630	96
GS1100 SD	83	518+B	15	818	42	630	96
GS1100 ES D	83	518+B	15	818	42	630	98
GSX1100 F J Katana	88	440	15	827	52	532	118
GSX1100 F J Katana ## <<< 530 Chain Conversion	88	513	15	816	52	530	118
GSX1100 F K/L/M/N/P Katana	89-93	440	15	827	52	532	122
GSX1100 F K/L/M/N/P Katana ## <<< 530 Chain Conversion	89-93	513	15	816	52	530	122
GSX-R1100 G/H	86-87	440	14	830	47	532	114
GSX-R1100 G/H ## <<< 530 Chain Conversion	86-87	513	14	829	47	530	114
GSX-R1100 J	88	440	14	830	46	532	114
GSX-R1100 J ## <<< 530 Chain Conversion	88	513	14	829	46	530	114
GSX-R1100 K/L/M/N	89-92	440	15	827	48	532	118
GSX-R1100 K/L/M/N ## <<< 530 Chain Conversion	89-92	513	15	816	48	530	118
GSX-R1100 W P/R	93-94	440	15	827	42	532	114
GSX-R1100 W P/R ## <<< 530 Chain Conversion	93-94	513	15	816	42	530	114
GSX-R1100 W S/T/V/W	95-98	440	16	827	44	532	116
GSX-R1100 W S/T/V/W ## <<< 530 Chain Conversion	95-98	513	16	816	44	530	116
GS1150 ES3/ESE/EF/ESF/EF2/EG/ESG	84-86	518+B	15	818	42	630	102
GSF1200 S V/W/X/Y/K1/K2/K3/K4 Bandit	97-05	513	15	816	45	530	110
GSF1200 S Bandit	06	513	15	1800	45	530	
GSF1250 S	07	513	18		45	530	120
GSF1250 SA	07	513	18		45	530	120
GSX-R1300 R X/Y/K1/K2/K3/K4/K5/K6 Hayabusa	99-06	513	17	499	40	530	112
GSX-R1300 R W Hayabusa	07	513	17	499	40	530	112
GSX-R1300 RZ K3/K4 Hayabusa	03-04	513	17	499	40	530	112

## : Modification from 532 to 530 chain.

+B : Use with 6mm washer, part number 518B.

## NEW APPLICATIONS

--	--	--	--	--	--	--	--



# Superior Sprockets USA Application Guide 2008

Steel Specs-Rear Sprockets: Made in Japan C45 steel.

Steel Specs-Front Sprockets: Made in Japan C45&SCM415 CHROMOLY.

	FRONT SPROCKET			REAR SPROCKET		CHAIN	
	YEAR	PART No	T	PART No	T	PITCH	LINKS
<b>SUZUKI DIRT BIKES</b>							
JR50 C/N/T/X/Z	78-82	563	13	1780	28	420	78
JR50 RD	83	563	13	1780	28	420	78
JR50 F/G/H/J/K/L/M/N/P/R/S/T/V/W/X/Y/K1/K2/K3/K4/K5/K6	85-06	563	13	1780	28	420	78
RM50 C/N/T	78-80	563	12	801	42	420	92
RM60 N	79	563	12	801	44	420	94
RM60 T/X/Z/D	80-83	563	12	801	42	420	92
RM60 K3	03	546	13	464	44	420	104
RM65 K3/K4	03-05	546	13	1465	47	420	110
RM65 K3/K4 >>>>>> 428 Chain Conversion	03-05	555	13	1466	47	428	110
TM75 L/M/A	74-76	563	15	801	42	420	110
TS75 M/A/B	75-77	563	15	801	42	420	110
DS80 C/N	78-79	428	14	802	40	428	88
DS80 T/X/Z	80-82	428	12	802	34	428	96
DS80 D/F/G/H/J/K/L/M/N/P/R/S/T/V/W/X/Y/K1/K2/K3	82-03	428	12	802	34	428	96
JR80 D/F/G/H/J/K/L/M/N/P/R/S/T/V/W/X/Y/K1/K2/K3	82-03	428	12	802	34	428	96
JR80 K4	04	428	12	802	34	428	112
RM80 B	77	428	13	802	46	428	130
RM80 C	78	428	14	802	42	428	104
RM80 N	79	428	14	802	48	428	110
RM80 T/X	80-81	428	14	802	50	428	112
RM80 Z	82	1263	13	798	52	428	116
RM80 D	83	1263	13	798	50	428	118
RM80 E/F	84-85	1263	13	798	44	428	114
RM80 G/H/J	86-88	413	14		50	420	120
RM80 G/H/J >>>> 428 Chain Conversion	86-88	1263	14	798	50	428	120
RM80 K/L/M/N/P/R/S/T/V/W/X/Y/K1	86-01	1263	14	798	48	428	118
RM85 K2/K3/K3/K4/K5/K6/K7	02-07	1263	14	798	47	428	118
RM85 L K2/K3/K4/K5/K6	02-06	1263	14	798	47	428	122
RM85 L K7	07	1263	13	798	47	428	122
RV90 J/K/L/M/A/B	72-77	1263	15	802	47	428	
TC90 R	71			810	47		
TS90 R Honcho	71	1263	14	810	51	428	114
TC90 J	72			810	51	428	114
TS90 J Rover	72	1263	14	802	51	428	
DR100 D/E/F/G/H/J/K/L	83-90	426	13	804	42	428	112
DS100 C/N/T/X	78-81	1263	14	809	44	428	114
SP100 D	83	426	13	804	45	428	118
TM100 L/M	74-75	1263	14	809	57	428	
TC100 K/L/M	73-75			809	50	428	114
TC100 A/B	76-77			809	47	428	124
TS100 K/L/M	73-75	1263	14	809	47	428	116
TS100 A/B	76-77	1263	13	809	49	428	124
TS100 C	78	1263	14	809	44	428	114
TS100 N	79	1263	14	809	46	428	114
TS100 T/X	80-81	1263	14	809	46	428	116
RM100 B	77	426	14	809	57	428	132
RM100 C	78	426	13		57	428	132
RM100 N/X	79-81	426	13		60	428	132
RM100 T	80	426	13		62	428	132
RM100 K3	03	546	13	461	51	420	
RM100 K3 >>>>>> 428 Chain Conversion	03	555	13	462	51	428	



# Superior Sprockets USA Application Guide 2008

Steel Specs-Rear Sprockets: Made in Japan C45 steel.

Steel Specs-Front Sprockets: Made in Japan C45&SCM415 CHROMOLY.

	FRONT SPROCKET			REAR SPROCKET		CHAIN	
	YEAR	PART No	T	PART No	T	PITCH	LINKS
<b>SUZUKI DIRT BIKES</b>							
DR-Z110 K3/K4	03-04	249	14	801	33	420	86
DR-Z110 K5	05	249	14		33	420	
DR125 Z/D/E	82-84	426	14	809	47	428	122
DR125 G/H/J	86-88	409	16	809	53	428	134
DR125 SE-R/S/T	94-96	409	16	809	53	428	134
DR-Z125 K3/K4/K5/K6/K7	03-07					428	
DR-Z125 L K3/K4/K5/K6/K7	03-07					428	
DS125 N/T/X	79-81	1263	15	809	44	428	114
RM125 M	75	1263	14	809	60	428	126
RM125 A/B	76-77	426	14	809	60	428	132
RM125 C/C2	78	426	14		59	428	132
RM125 N	79	426	13		59	428	132
RM125 T	80	427	12	808	51	520	108
RM125 X/Z	81-82	427	12	808	51	520	112
RM125 D	83	427	12	808	51	520	114
RM125 E	84	427	12	808	51	520	116
RM125 F	85	427	12	808	49	520	116
RM125 G/H	86-87	427	12	808	51	520	114
RM125 J/K/L/M	88-91	427	13	808	51	520	114
RM125 N/P/R/S	92-95	427	12	808	49	520	112
RM125 T	96	427	12	808	49	520	114
RM125 V/W/X	97-99	427	12	808	50	520	114
RM125 Y/K1/K2/K3	00-03	427	12	808	49	520	114
RM125 K4	04	427	12	808	49	520	114
RM125 K5	05	427	12	808	50	520	114
RM125 K6/K7	06-07	427	12	808	51	520	114
SP125 Z/D	82-83	426	14	809	47	428	122
SP125 G/H/J	86-88	409	16	809	53	428	134
TC125 J/K/L/M/A/B	73-77	422	12	811	39	520	94
TM125 K/L/M	73-75	1263	15	809	61	428	124
TS125 K/L/M/A/B	73-77	425	15	809	50	428	124
TS125 C/N	78-79	1263	15	809	44	428	114
TS125 T/X	80-81	1263	15	809	46	428	116
PE175 C/N	78-79	427	12	822	48	520	106
PE175 T/X	80-81	427	12	1785	48	520	106
PE175 Z/D/E	82-84	427	12	1785	48	520	110
RS175 T/X/Z	80-82	427	12	808	46	520	106
DS185 C/N/T	78-80	422	12	811	39	520	102
TC185 M/A/B	75-77		12	811	39	520	94
TS185 K/L/M/A/B/C/N/T/X	71-81	422	12	811	39	520	102
DR200 G/H/J	86-88	432	15	811	45	520	112
DR200 SE-T/V/W/X/Y/K1/K2/K3/K4/K5/K6/K7	96-07	432	15	811	45	520	112
SP200 G/H/J	86-88	432	15	811	45	520	110
DS250 T	80	419	15	813	40	525	104
DR250 Z/D/F	82-85	434	13	820	42	520	104
DR250 L/M/N/P	90-93	432	13	808	49	520	110
DR250 S-L/M/N	90-92	432	13	822	49	520	112
DR250 SE-P/R/S	93-95	432	14	822	42	520	108
DR-Z250 K1,K2,K3,K4,K5,K6,K7	01-07	432	13	808	49	520	112
PE250 B/C/N	77-79	431	13		52	520	110
PE250 T/X	80-81	431	13	1786	52	520	110
RS250 T/X	80-81	431	13	822	52	520	110



# Superior Sprockets USA Application Guide 2008

Steel Specs-Rear Sprockets: Made in Japan C45 steel.

Steel Specs-Front Sprockets: Made in Japan C45&SCM415 CHROMOLY.

	FRONT SPROCKET			REAR SPROCKET		CHAIN	
	YEAR	PART No	T	PART No	T	PITCH	LINKS
<b>SUZUKI DIRT BIKES</b>							
SP250 Z/D/F	82-85	434	15	820	42	520	102
TM250 J/K/L/M	72-75	433	15	813	45	525	100
TS250 R/J/K/L/M/A	71-76	433	15	813	39	525	104
TS250 B/C/N/T/X	77-81	419	15	813	40	525	104
RM250 A/B/C/C2	76-78	431	13		50	520	108
RM250 N/T	79-80	431	14	822	50	520	108
RM250 T/X	80-81	431	13	822	52	520	110
RM250 X	81	431	14	808	50	520	114
RM250 Z	82	432	14	808	49	520	114
RM250 D	83	432	14	808	50	520	116
RM250 E/F/G	84-86	432	14	828	50	520	116
RM250 H	87	432	14	808	50	520	114
RM250 J	88	432	13	808	50	520	116
RM250 K/L/M/N	89-92	432	13	808	49	520	114
RM250 P/R/S/T	93-96	432	13	808	49	520	116
RM250 V/W	97-98	432	13	808	50	520	114
RM250 X/Y	99-00	432	13	808	48	520	114
RM250 K1/K2/K3	01-03	432	13	808	49	520	114
RM250 K4/K5/K6/K7	04-07	432	13	808	50	520	114
RMX250 K/L/M/N/P/R/S/T/V/W Enduro	89-98	432	13	808	50	520	114
RM-Z250 K4/K5	04-05	430	13	460	48	520	114
RM-Z250 K6	06	430	13	460	46	520	114
RM-Z250 K7	07	427	12	808	50	520	112
DR350 L/M/N/P	90-93	432	14	808	47	520	110
DR350 R/S/T/V/W/X	94-99	432	15	808	44	520	110
DR350 S-L/M/N/P	90-93	432	14	822	43	520	108
DR350 SE-R/S	94-95	432	15	822	41	520	110
DR350 SE-T/V/W/X	96-99	432	15	808	41	520	108
DR370 C/N	78-79	434	15	820	42	520	110
SP370 C/N	78-79	434	15	820	42	520	110
DR400 T	80	434	16	822	46	520	108
DR-Z400 E	00-07	432	14	808	47	520	112
DR-Z400 S	00-07	432	15	808	44	520	112
DR-Z400 SM	05-07	432	15	808	41	520	110
TM400 R/J/K/L/M	71-75	419	15	813	40	525	102
TS400 J/K/L/M/A/B	72-77	419	15	813	40	525	104
SP400 T	80	434	15	820	42	520	100
PE400 T/X	80-81	431	15	1786	46	520	108
RM400 N	79	431	14	822	49	520	108
RM400 T	80	431	14	822	49	520	110
RM-Z450 K5	05	1441	14	808	49	520	114
RM-Z450 K6,K7	06-07	1441	14	808	49	520	114
RM465 X	81	431	14	828	49	520	112
RM465 Z	82	1450	14	828	47	520	112
DR500 X/Z/D	81-83	434	14	1825	47	520	106
SP500 X/Z/D	81-83	434	15	1825	46	520	106
RM500 D	83	1450	14	828	46	520	116
RM500 E	84	1450	14	828	46	520	112
SP600 F	85	437	16	828	42	520	108
DR650 S/SE-L/M/N/P/R/S	90-95	437	16	828	42	520	114
DR650 SE-T/V/W/X/Y/K1/K2/K3/K4/K5/K6/K7	96-07	1448	15	1791	42	525	110



















































# Superior Sprockets USA Application Guide 2008

Steel Specs-Rear Sprockets: Made in Japan C45 steel.

Steel Specs-Front Sprockets: Made in Japan C45&SCM415 CHROMOLY.

	FRONT SPROCKET			REAR SPROCKET		CHAIN	
	YEAR	PART No	T	PART No	T	PITCH	LINKS
<b>SUZUKI THREE WHEELS</b>							
ALT50 D/E	83-84	563	11	801	37	420	64
ALT125 D/E/F/G	83-86	426	13		49	428	90
ALT185 F	85	1439	12		38	520	72
<b>SUZUKI FOUR WHEELS</b>							
LT50 E/F/G/H	84-87	563	11	801	37	420	64
LT50 J/K/X/Y/K1	97-01	563	11	801	37	420	64
LT50-A K2/K3/K4	02-04	562	10		37	420	78
LT-A50 K5/K6	05-06						
LT80 H/J QuadSport	87-88		12		26	428	44
LT80 K/L/M/N/P/R/S/T/V/W/X/Y/K1/K2/K3/K4/K5/K QuadSport	89-06	1407	10	1795	22	520	36
LT-Z90 QuadSport	07		11		24		60
LT125 D/E/F/G/H	83-87	426	13		49	428	90
LT160 E-K/L/M/N	89-92	1439	11	1826	39	520	84
LT-F160 M/N/P/R/S/T/V/W/X/Y/K1	91-01	1439	11	1826	39	520	84
LT-F160 K2/K3/K4	02-04	1439	11			520	
LT185 E/F/G/H	84-87	1439	12		38	520	72
LT230 S- F/G/H/J	85-88	1439	12	1826	41	520	84
LT230 E- H/J/K/L/M/N/P	86-93	1439	11	1826	41	520	84
LT250 R F/G/H/J/K/L Quadracer	85-90	432	12	1826	42	520	102
LT250 R N/P Quadracer	92-93	432	12	1826	42	520	102
LT250 E/EF- F	85	1445	11	1825	38	520	78
LT250 EF G	86	431	11	1825	41	520	78
LT250 S- K/L	89-90	1439	12	1826	39	520	86
LT300 E- H/J/K	87-89	431	11	1825	41	520	92
LT-Z400 K3/K4/K5/K6 QuadSport	04-06	1401	14	1826	40	520	96
LT-Z400 K7 QuadSport	07	1401	14			520	96
LT-R450 K6/K7 Quadracer	06-07	1401	14	1760	36	520	96
LT500 R- H Quadzilla	87	1450	13	1825	42	520	96
LT500 R- J/K/L Quadzilla	88-90	1450	13	1825	40	520	98

## NEW APPLICATIONS



# Superior Sprockets USA Application Guide 2008

Steel Specs-Rear Sprockets: Made in Japan C45 steel.

Steel Specs-Front Sprockets: Made in Japan C45&SCM415 CHROMOLY.

	FRONT SPROCKET			REAR SPROCKET		CHAIN	
	YEAR	PART No	T	PART No	T	PITCH	LINKS
<b>YAMAHA STREET BIKES</b>							
LB50 P E/F/G/H/J Chappy	78-82	546	14	832	32	420	92
RX50 K/L Special	83-84	563	12	832	47	420	110
RX50 M K/L Midnight Special	83-84	563	12	832	47	420	110
YSR50 T/U/W/B/D	87-92	563	12	832	44	420	100
LB80 2AC/3D	76-77	546	14	834	36	420	92
LB80 II AD/AE	77-78	546	14	834	31	420	88
RS100 B/C	75-76	1263	15	838	36	428	102
RD125 A/B/C	74-76	1263	14	838	39	428	110
SR185 H/J	81-82	1263	15	835	44	428	118
RD200 A/B/C	70-76	1263	14	836	36	428	108
RD250 A/B	73-75	513	15	848	39	530	92
SR250 G/H/J Exciter	80-82	569	16	845	46	520	102
SR250 T H	81	569	16	845	46	520	102
SRX250 T	87	1553	14	845	43	520	106
SRX250 C T	87	1553	14	845	43	520	106
XV250 U/W/A Route 66	88-90	569	16	857	45	520	114
XV250 C U/W/A Route 66	88-90	569	16	857	45	520	114
XV250 G/H/J/K/L/M/N/P/R/S/T/V Virago Route 66	95-06	569	16	857	45	520	114
XV250 W Virago	07	569	16		45	520	114
XV250 C G/H/J/K/L/M/N/P/R/S/T/V Virago Route 66	95-06	569	16	857	45	520	114
RD350 A/B	73-75	513	15	848	39	530	92
RZ350 L/N	84-85	569	17	846	40	520	106
RZ350 C N	85	569	17	846	40	520	106
RZ350 F/N	86-88	569	17	846	40	520	106
XS360 C/D/2D	76-77	424	16	849	40	530	100
RD400 C/D/E	76-78	424	17	849	38	530	96
RD400 F Daytona	79	424	16	854	37	530	96
XS400 D/2E	77-78	424	16	854	37	530	96
XS400 E/F/2F	78-79	424	16	854	39	530	102
XS400 G/H Heritage	80-81	424	16	854	37	530	102
XS400 S G/H Maxim	80-81	424	16	1911	37	530	102
XS400 S J Seca	82	424	16	1911	37	530	102
XS400 J,K	82-83	571	16	840	35	530	100
XS400 R J/K Maxim	82-83	571	16	840	38	530	102
FZR400 U/W/A	88-90	1587	16	1847	55	428	130
FZR400 SC U/W/A	88-90	1587	19	1847	55	428	130
FZR400 RRSP/RR	91-92	1587	19	1847	55	428	130
TX500/TX 500 A	73-74	513	17	850	43	530	108
XS500 A/B	74-75	513	17	850	43	530	108
XS500 C/D/E	76-78	513	16	854	42	530	106
SR500 E/F/G/H	78-81	513	16	841	42	530	104
RZ500 F L/N/S	84-86	579	15		40	530	
XJ550 H/J/K Maxim	81-83	571	16	856	45	530	104
XJ550 R H Seca	81	571	16	856	46	530	104
XJ550 R J/K Seca	82-83	571	16	856	45	530	104
FJ600 L/LC/N/NC	84-85	571	16	862	45	530	106
FZ600 S/T/U	86-88	571	16	862	46	530	104
FZ600 C S/T/U	86-88	571	16	862	46	530	104
FZ-6	04-07	580	16	479	46	530	118
FZ-6 <<<< 520 Chain Conversion	04-07	1581	16	486	46	520	118



# Superior Sprockets USA Application Guide 2008

Steel Specs-Rear Sprockets: Made in Japan C45 steel.

Steel Specs-Front Sprockets: Made in Japan C45&SCM415 CHROMOLY.

	FRONT SPROCKET			REAR SPROCKET		CHAIN	
	YEAR	PART No	T	PART No	T	PITCH	LINKS
<b>YAMAHA STREET BIKES</b>							
FZR600 W	89	513	15	865	46	530	106
FZR600 C W	89	513	15	865	46	530	106
FZR600 R/RC- A/B/D/E/F/G/H/J/K/L	90-99	513	15	865	45	530	106
XJ600 S/SC- D/E/F/G/H/J/K Seca II	92-98	582	16	855	48	520	110
YX600 S/T/CS/CT Radian	86-87	571	16	862	44	530	104
YX600 U/W/A/CU/CW/CA Radian	88-90	571	16	862	45	530	104
YZF600 R - F/G/H/J/K/L/M/N/P/R/S/T/V	94-07	513	15	859	47	530	108
YZF600 RC - G/H/J/K/L/M/N/P/R/S/T/V	95-06	513	15	859	47	530	108
YZF-R6	99-02	584	16	1873	48	532	116
YZF-R6 ## <<< 530 Chain Conversion	99-02	580	16	1871	48	530	116
YZF-R6 <<<<< 520 Chain Conversion	99-02	1581	16	1303	48	520	116
YZF-R6	03-05	584	16	1875	48	532	116
YZF-R6 ## <<< 530 Chain Conversion	03-05	580	16	479	48	530	116
YZF-R6 <<<<< 520 Chain Conversion	03-05	1581	16	486	48	520	116
YZF-R6	06-08	1586	16	1876	45	525	114
YZF-R6 ## <<< 530 Chain Conversion	06-08	580	16	479	48	530	114
YZF-R6 <<<<< 520 Chain Conversion	06-08	1581	16	486	48	520	114
YZF-R6 S	06-08	584	16	1875	48	532	116
YZF-R6 S ## <<< 530 Chain Conversion	06-08	580	16	479	48	530	116
YZF-R6 S <<<<< 520 Chain Conversion	06-08	1581	16	486	48	520	116
SRX600 S/CS	86	575	15	846	37	520	104
TX650	72-74	568	17	850	34	530	104
XS650 B/C/D/E/F/G/H/2F	74-81	568	17	850	34	530	104
XS650 S E/F/G/H/J/K Heritage	78-83	568	17	850	34	530	104
FZ700 T Genesis	87	580	16	865	46	530	112
FZX700 S/T/CS/CT Fazer	86-87	580	16	865	44	530	108
FZ750 N/S/CS	85-86	580	16	865	45	530	110
FZ750 U/CU	88	580	16	865	43	530	110
FZR750 R T/U Genesis	87-88	580	17	859	42	530	108
FZR750 RR (OWO1)	89-91	584	17	866	46	532	110
FZR750 RR (OWO1) ## <<<<<< 530 Chain Conversion	89-91	580	17	859	46	530	110
YZF750 SP	93	584	16	866	39	532	104
YZF750 SP ## <<<<<< 530 Chain Conversion	93	580	16	859	39	530	104
YZF750 R/RC - F/G/H/J	94-97	584	16	866	43	532	106
YZF750 R/RC - F/G/H/J ## <<<<<< 530 Chain conversion	94-97	580	16	859	43	530	106
YZF750 Virago	98	584	16	866	43	532	106
YZF750 Virago ## <<<<<< 530 Chain Conversion	98	580	16	859	43	530	106
YZF-R7	99-01	580	17	479	43	530	118
YZF-R7 <<<<<< 520 Chain Conversion	99-01	1581	17	486	43	520	118
TX750/TX 750 A	73-74	568	17	850	40	530	106
TDM850 (Euro specs)	91-93	520	16	867	44	525	114
XV920 R H/J	81-82	574	16	858	35	630	90
FZR1000 T/U/CT/CU Genesis	87-88	584	16	866	47	532	110
FZR1000 T/U/CT/CU Genesis ## <<<<<< 530 Chain Conversion	87-88	580	16	859	47	530	110
FZR1000 W/A/B/D/E/F/G "EX UP"	89-95	584	17	866	47	532	110
FZR1000 W/A/B/D/E/F/G "EX UP" ## <<<<<< 530 Chain Conversion	89-95	580	17	859	47	530	110
FZR1000 C W/A/B/D/E/F/G "EX UP"	89-95	584	17	866	47	532	110
FZR1000 C W/A/B/D/E/F/G "EX UP" ## <<<<<< 530 Chain Conversion	89-95	580	17	859	47	530	110
FZ-1	01-05	579	16	479	44	530	116
FZ-1 <<<<<<<<< 520 Chain Conversion	01-05	1579	16	1486	44	520	116







# Superior Sprockets USA Application Guide 2008

Steel Specs-Rear Sprockets: Made in Japan C45 steel.

Steel Specs-Front Sprockets: Made in Japan C45&SCM415 CHROMOLY.

	FRONT SPROCKET			REAR SPROCKET		CHAIN	
	YEAR	PART No	T	PART No	T	PITCH	LINKS
<b>YAMAHA DIRT BIKES</b>							
DT50 U/W/A (DT-L/C)	88-90	546	13	832	48	420	110
TT-R50 E	07		13		37		
YZ50 G	80	563	12		45	420	90
YZ60 H	81	546	12		42	420	98
YZ60 J/K	82-83	546	13		42	420	98
BW80 S/T/U	86-88	546	15	834	32	420	90
BW80 A	90	546	15	834	32	420	90
DT80 D/E/F/G/H/J/K	77-83	563	14	832	41	420	106
GT80 A/B/C/D/E/F/G	73-80	563	14	832	41	420	106
GT MX D/E/F	77-79	563	14	832	41	420	106
MX80 G/H/J	80-82	563	14	832	41	420	92
PW80 K/N Y-Zinger	83-85	546	15	834	32	420	84
PW80 B/D/E/F/G/H/J/K/L/M/N/P/R/S Y-Zinger	91-04	546	15	834	32	420	84
PW80 T/V	05-06	546	15	834	32	420	84
YZ80 A/B/C/D	74-77	563	13	832	48	420	104
YZ80 E	78	428	14		51	428	106
YZ80 F	79	428	14		51	428	108
YZ80 G	80	428	14	1842	51	428	108
YZ80 H/J	81-82	1263	13	1842	44	428	108
YZ80 K	83	1263	12	1842	42	428	110
YZ80 L	84	1263	15	831	46	428	114
YZ80 N	85	1263	14	831	48	428	112
YZ80 S/T/U/W/A/B/D	86-92	1263	14	831	46	428	112
YZ80 E/F/G/H/J/K/L/M/N	93-01	1263	14	798	47	428	118
YZ85 P/R/S/T/V/V/X	02-08	558	14	798	47	428	118
YZ85 P/R/S/T/V Large Wheel	02-06	558	14	798	52	428	
TT-R90 M/N/P/R/S/T/V	01-06	546	14	834	35	420	86
TT-R90 W	07	546	14		35	420	86
DT100 A/B/C	74-76	1263	14	838	49	428	112
DT100 D/E/F/G/H/J/K	77-83	546	14	834	45	420	102
MX100 A/B/C/D/E	74-78	1263	14	838	52	428	110
MX100 F/G/H/J/K	79-83	546	14	834	48	420	104
RT100 A/D/E/F/G/H/J/K/L/M	90-00	546	14	834	48	420	104
YZ100 C/D	76-77	422	12	845	40	520	90
YZ100 E/F	78-79	422	12	845	43	520	98
YZ100 G/H	80-81	422	12	845	45	520	100
YZ100 J/K	82-83	422	12	853	50	520	106
DT125 A/B/C	74-76	1263	15	1842	45	428	114
DT125 E	77	1263	15	1842	49	428	118
DT125 F/G/H	78-80	1263	14	1842	49	428	118
IT125 G/H	80-81	422	12	845	46	520	100
MX125 A/B/C	74-76	1263	14		47	428	114
TDR125 R	93	558	16	839	57	428	136
TT-R125	00-01	548	13	833	49	428	116
TT-R125	02-06	548	13	1843	49	428	116
TT-R125 E	07	548	13		49	428	116
TT-R125 LW	02-06	548	13	1843	54	428	122
TT-R125 L/LE	07	548	13		54	428	122
XT125 J/K/CK	82-83	1263	14	1842	54	428	120
YZ125 A/B/C	74-75	1263	15		47	428	112
YZ125 C	76	1263	14		45	428	112



# Superior Sprockets USA Application Guide 2008

Steel Specs-Rear Sprockets: Made in Japan C45 steel.

Steel Specs-Front Sprockets: Made in Japan C45&SCM415 CHROMOLY.

	FRONT SPROCKET			REAR SPROCKET		CHAIN	
	YEAR	PART No	T	PART No	T	PITCH	LINKS
<b>YAMAHA DIRT BIKES</b>							
YZ125 D/E/F	77-79	422	12	845	51	520	104
YZ125 G	80	422	12	853	48	520	102
YZ125 H/J	81-82	422	12	853	46	520	104
YZ125 K	83	422	12	853	48	520	106
YZ125 L	84	422	12	853	48	520	110
YZ125 N	85	422	12	853	52	520	114
YZ125 S	86	422	13	853	50	520	112
YZ125 T	87	564	13	853	50	520	112
YZ125 U	88	564	13	853	49	520	112
YZ125 W/A/B/D	89-92	564	13	853	51	520	114
YZ125 E/F/G/H	93-96	564	13	853	50	520	116
YZ125 J/K	97-98	564	13	853	48	520	112
YZ125 L/M/N	99-01	564	13	251	48	520	112
YZ125 P/R/S	02-04	564	13	251	49	520	112
YZ125 T/V/W	05-07	1590	13	251	48	520	112
DT175 A/B/C	74-76	1263	16	1842	45	428	112
DT175 E/F/G/H	77-81	1263	16	1842	49	428	118
IT175 D/E/F	77-79	422	12	845	41	520	96
IT175 G/H/J	80-82	422	12	853	44	520	100
IT175 K	83	422	12	853	44	520	104
MX175 A/B	74-75	1263	14	1842	47	428	118
MX175 F/G/H	77-81	1263	14	1842	49	428	118
YZ175	76	422	12	845	44	520	96
RT180 A/B	90-91	1263	14	843	51	428	112
RT180 D	92	1263	14	843	51	428	112
RT180 E/G/H/J/K	93-98	1263	14	843	51	428	120
BW200 N/S Big Wheel	85-86	422	14	1845	37	520	74
BW200 E-S/T/U Big Wheel	86-88	422	14	1845	37	520	74
IT200 L/N/S	84-86	422	12	853	44	520	106
TW200 T/U/W/A/B/D/E/F Trailway	87-94	1559	14	1842	50	428	126
TW200 G/H/J/K/L/M/N/P/R/S/T/V Trailway	95-06	1559	14	1842	50	428	122
TW200 W/X	07-08	1559	14	1842	50	428	122
TW200 C T/U/W/A/B/D/E/F Trailway	87-94	1559	14	1842	50	428	126
TW200 C G/H/J/K/L/M/N/P/R/S/T/V Trailway	95-06	1559	14	1842	50	428	122
TW200 C W/X	07-08	1559	14	1842	50	428	122
WR200 R B/D/E	91-93	564	13	853	52	520	
XT200 J/K/CK	82-83	1263	15	1842	47	428	118
TT225 S/T	86-87	1263	14		50	428	124
TT225 E	93	1263	14		50	428	124
TT-R225	99-04		15		58	428	128
XT225 D/E/F/G/H/J/K/L/M/N/P/R/S/T/V/W Serrow	92-07	555	15	1869	45	428	120
XT225 C D/E/F/G/H/J/K/L/M/N/P/R/S/T/V/W Serrow	92-07	555	15	1869	45	428	120
TT-R230	05-07	1554	13		49	520	106
DT250 A/B/C	74-76	565	14		47	520	104
DT250 D/E/F	75-79	569	14	855	47	520	104
IT250 D	77	569	13	853	46	520	104
IT250 E	78	569	14	853	46	520	104
IT250 F/G	79-80	569	13	853	48	520	102
IT250 H/J/K	81-83	569	13	853	48	520	110
MX250 B	75-76	569	13	853	50	520	106
TT250 G	80	569	15	845	51	520	102



# Superior Sprockets USA Application Guide 2008

Steel Specs-Rear Sprockets: Made in Japan C45 steel.

Steel Specs-Front Sprockets: Made in Japan C45&SCM415 CHROMOLY.

	FRONT SPROCKET			REAR SPROCKET		CHAIN	
	YEAR	PART No	T	PART No	T	PITCH	LINKS
<b>YAMAHA DIRT BIKES</b>							
TT250 H/J	81-82	569	14	845	49	520	100
TT-R250	99-06	583	13	853	52	520	110
TYZ250	93		10		39	520	98
WR250 Z B/D/E/F/G/H	91-96	569	14	853	52	520	116
WR250 Z-B	91	569	14	853	52	520	116
WR250 Z-D	92	569	14	853	52	520	116
WR250 Z-E	93	569	14	853	52	520	116
WR250 F-N/P/R/S/T/V/W (4-Stroke)	01-07	1590	13	245/2	52	520	114
XT250 G/H/J/K/CK	80-83	569	15	845	47	520	98
XT250 L/CL	84	431	15	845	48	520	106
YZ250 C	76	565	13	853	50	520	106
YZ250 D	77	569	13	853	54	520	108
YZ250 E/F	78-79	569	13	853	48	520	108
YZ250 G	80	569	13	853	48	520	106
YZ250 H	81	569	14	853	48	520	110
YZ250 J	82	569	13	853	45	520	110
YZ250 K/L	83-84	569	13	853	48	520	112
YZ250 N/S	85-86	569	14	853	50	520	114
YZ250 T/U/W/A	87-90	569	14	853	49	520	114
YZ250 WR-W	89	569	14	853	49	520	114
YZ250 WR-A	90	569	14	853	51	520	116
YZ250 B/D/E	91-93	569	14	853	49	520	116
YZ250 F/G/H/J	94-97	569	13	853	49	520	114
YZ250 K	98	569	14	853	50	520	114
YZ250 L/M/N/P/R/S	99-04	565	14	251	50	520	114
YZ250 T/V/W	05-07	565	14	251	50	520	114
YZ250 F-N/P/R/S/T/V (4-Stroke)	01-06	1590	13	251	48	520	112
YZ250 F-W/X (4-Stroke)	07-08	1590	13	251	49	520	112
BW350 T	87	422	13		37	520	76
BW350 U	88	422	14		37	520	76
TT350 S/T	86-87	575	14	853	50	520	108
TY350 N	85	569	12		42	520	96
TY350 S	86	569	10		35	520	92
XT350 N/S/T/U/W/A/B/D/E/F/G/H/J/K/L/M	85-00	576	19	1842	55	428	130
XT350 C N/S/T/U/W/A/B/D/E/F/G/H/J/K/L/M	85-00	576	19	1842	55	428	130
DT400 D	77	569	16	853	40	520	102
DT400 E	78	569	16	853	43	520	102
IT400 C	76	565	15	853	46	520	104
IT400 D/E	77-78	569	15	853	46	520	106
IT400 F	79	569	14	853	46	520	102
MX400 B	75	565	14	853	50	520	106
WR400 F K	98	565	14	853	49	520	114
WR400 F L	99	565	14	251	50	520	114
YZ400 (76 MODEL)	76	565	14	853	50	520	106
YZ400 D	77	569	14	853	50	520	106
YZ400 E/F	78-79	569	14	853	50	520	108
YZ400 F K	98	565	14	853	49	520	114
YZ400 F L	99	565	14	251	49	520	114
IT425 G	80	569	14	853	46	520	102
WR426 F M/N/P	00-02	565	14	251	50	520	114
YZ426 F M/N/P	00-02	565	14	251	49	520	114
WR450 F R/S/T/V	03-06	565	14	251	50	520	114











































# Superior Sprockets USA Application Guide 2008

Steel Specs-Rear Sprockets: Made in Japan C45 steel.

Steel Specs-Front Sprockets: Made in Japan C45&SCM415 CHROMOLY.

	YEAR	FRONT SPROCKET		REAR SPROCKET		CHAIN		
		PART No	T	PART No	T	PITCH	LINKS	
<b>YAMAHA DIRT BIKES</b>								
WR450 F-W	07		13		50	520	114	
YZ450 F R/S	03-04	565	14	251	48	520	114	
YZ450 F T/V	05-06	565	14	251	51	520	114	
YZ450 F W	07-08	565	13	251	49	520	114	
TT465 H/J	81-82	569	14	853	44	520	108	
YZ465 G	80	569	14	853	46	520	102	
YZ465 H	81	569	14	853	46	520	108	
TT490 K/L	83-84	569	14	853	44	520	110	
YZ490 J	82	569	14	853	44	520	110	
YZ490 K/L/N	83-85	569	14	853	46	520	112	
YZ490 S/T/U/W/A	86-90	569	14	853	48	520	112	
WR500 Z-D	92	569	15	853	50	520	118	
WR500 Z-E	93	569	15	853	50	520	118	
TT500 C	76	565	15	853	52	520	100	
TT500 D/E/F/G/H	77-81	565	16	853	44	520	104	
XT500 C/D/E/F/G/H	76-81	565	16	853	44	520	100	
XT550 J/K	82-83	575	16	857	42	520	98	
TT600 K/L/N/S	83-86	575	14	853	50	520	112	
XT600 L/N/S/T/U/W	84-89	575	15	857	42	520	104	
XT600 C-L/N/S/T/U/W	84-89	575	15	857	42	520	104	
XT600 E/EC-A/B/D/E/F/G	90-95	577	15	857	45	520	106	
XT600 E/EC-A/B/D/E/F/G (Lightweight Rear Sprocket)	90-95	577	15	1857	45	520	106	

## NEW APPLICATIONS












					
					
					
					
					
					
					
					
					
					















































# Superior Sprockets USA Application Guide 2008

Steel Specs-Rear Sprockets: Made in Japan C45 steel.

Steel Specs-Front Sprockets: Made in Japan C45&SCM415 CHROMOLY.

	FRONT SPROCKET			REAR SPROCKET		CHAIN		
	YEAR	PART No	T	PART No	T	PITCH	LINKS	
<b>YAMAHA THREE WHEELS</b>								
YT125 G/H (Tri Moto) 	80-81	426	13		49	428	60	
YT125 J/K/L/N(Tri Moto) 	82-85	422	11		39	520	48	
YT125 J/K/L/N(Tri Moto) 	82-85	422	11		42	520	50	
YT175 J/K(Tri Moto) 	82-83	422	11		39	520	48	
YT175 J/K(Tri Moto) 	82-83	422	11		42	520	50	
YTM200 K/L/N (Tri Moto) 	83-85	1552	11		1912	42	520	60
YTZ250 N/S (Tri Moto) 	85-86	569	13		853	44	520	98

<b>YAMAHA FOUR WHEELS</b>								
YFA1 B/D/E/F/G/H/J/K/L/M/N/P/R/S 125 Breeze 	91-04	569	12		1910	32	520	74
YFM125 S/T/V/W Grizzly 	04-07	569	12		1910	32	520	74
YFM125 GH-T Grizzly Hunter 	05	569	12		1910	32	520	74
YFS200 U/W/A/B/D/E/F/G/H/J/K/L/M/N/P/R/S/T/V Blaster 	88-06	1554	13		853	40	520	92
YFM350 X- T/U Warrior 	87-88	569	13		1857	40	520	100
YFM350 X- W/A/B/D/E/F/G/H/J/K/L/M/N/P/R/S Warrior 	89-04	569	13		853	40	520	98
YFM350 R-S/T/V/W Raptor 	04-07	569	13		1857	38	520	98
YFM350 RSE-W Raptor Special Edition 	07	569	13		1857	38	520	98
YFM350 RSE2-W Raptor Special Edition 2 	07	569	13		1857	38	520	98
YFZ350 T/U Banshee 	87-88	569	13		1857	42	520	104
YFZ350 W/A/B/D/E/F/G/H/J/K/L/M/N/P/R/S/T/V Banshee 	89-06	569	14		853	41	520	104
YFZ350 LE S Banshee - Ltd Edition Black 	04	569	14		853	41	520	
YFZ450 S/T/V/W/X 	04-08	565	14		1857	38	520	96
YFZ450SE2 W Special Edition 2 	07	565	14		1857	38	520	96
YFZ450BB W Bill Ballance Edition 	07	565	14		1857	38	520	96
YFZ450SE W/X Special Edition 	07-08	565	14		1857	38	520	96
YFM660 R N/P/R/S Raptor 	01-04	565	13		853	40	520	92
YFM660 R T Raptor 	05	565	13		853	40	520	92
YFM660 RLE S Raptor-Ltd Edition Black 	04	565	13		853	40	520	
YFM700 R V Raptor 	06	1592	14		1857	38	520	98
YFM700 R-W Raptor 	07	1592	14		1857	38	520	98
YFM700 RSE-W Raptor Special Edition 	07	1592	14		1857	38	520	98
YFM700 RSE2-W Raptor Special Edition 2 	07	1592	14		1857	38	520	98
YFM700 RYR-W Raptor Gytr Edition 	07	1592	14		1857	38	520	98

<b>NEW APPLICATIONS</b>							
							
							
							
							
							



# Superior Sprockets USA Application Guide 2008

Steel Specs-Rear Sprockets: Made in Japan C45 steel.

Steel Specs-Front Sprockets: Made in Japan C45&SCM415 CHROMOLY.

	YEAR	FRONT SPROCKET		REAR SPROCKET		CHAIN		
		PART No	T	PART No	T	PITCH	LINKS	
<b>APRILIA ROAD BIKES</b>								
50 RS	99-04	1120	12	23	47	420	122	
250 RS	95-04	436	14	28	42	520	110	
650 Pegaso	98-99	402	16	5	47	520	110	
650 Pegaso Cube	00	402	16	5	47	520	110	
650 Pegaso i.e.	01-04	402	16	5	47	520	110	
1000 ETV Capo Nord	01-06	704	17	45		525	112	
1000 RST Futura	01-04	704	16	43		525	108	
1000 RSV Mille R,SL,SP	98-03	704	17	702	42	525	108	
1000 RSV Mille R	04-06	704	17	702	40	520	106	
1000 SL Falco	00-04	704	16	702	41	525	108	
1000 Tuono Fighter	03-05	704	17	702	42	525	108	
<b>BMW ROAD BIKES</b>								
F650	94-95	402	16	5	47	520	110	
F650 Funduro	96-00	402	16	5	47	520	110	
F650 ST Strada	98-00	402	16	5	47	520	110	
F650 Dakar	99-00	402	16	5	47	520	112	
F650 GS Dakar	01-05	402	16	5	47	520	112	
F650 GS	99-05	402	16	5	47	520	112	
<b>BOMBARDIER ATV</b>								
DS650	00-03	3411	16	1420	40	530		
DS650	04-05	3411	16	1421	40	530		
DS650 Baja	02-03	3411	16	1420	40	530		
DS650 Baja	04	3411	16	1421	40	530		
DS650 DS	04	3411	16	1421	40	530		
DS650 X	04-07	3411	16	1421	40	530		
<b>DUCATI ROAD BIKES</b>								
600 Monster	94	736	15	735	38	520	100	
600 Monster	95-98	736	14	735	43	520	100	
600 Monster	99-01	736	15	735	46	520	102	
600 SS	94	736	14	735	36	520	96	
600 SS	95-99	736	15	735	41	520	98	
620 Monster i.e.	02-03	736	15	735	46	520	106	
620 Monster i.e.	04-06	736	15	735	48	520	106	
620 S Monster i.e.	02-03	736	15	735	46	520	106	
620 Monster Dark	03-04	736	15	735	46	520	106	
620 Monster Dark	05-06	736	15	735	48	520	106	
620 Monster Dark MD Monodisco	04	736	15	735	46	520	106	
620 Multistrada	05-06	736	15	735	46	520	108	
620 Multistrada Dark	06	736	15	735	46	520	108	
620 Sport	03	736	15	735	44	520	100	
695 Monster	07		15	735	48	520	106	
748 Biposto (Rear sprocket to be fitted with JTA750B Sprocket Carrier)	95-03	736	14	751	38	520	94	
748 R (Rear sprocket to be fitted with JTA750B Sprocket Carrier)	01-02	736	14	751	36	520	94	
748 (Rear sprocket to be fitted with JTA750B Sprocket Carrier)	02-03	736	14	751	38	520	94	
748 S (Rear sprocket to be fitted with JTA750B Sprocket Carrier)	02-03	736	14	751	38	520	94	
749	04-06	740	14	744	39	525	96	
749 R	06	740	15	744	35	525	98	
749 S	03	740	14	744	39	525	96	



# Superior Sprockets USA Application Guide 2008

Steel Specs-Rear Sprockets: Made in Japan C45 steel.

Steel Specs-Front Sprockets: Made in Japan C45&SCM415 CHROMOLY.

	FRONT SPROCKET			REAR SPROCKET		CHAIN	
	YEAR	PART No	T	PART No	T	PITCH	LINKS
<b>DUCATI ROAD BIKES</b>							
749 S	04-06	740	14	744	38	525	96
750 Monster	96-97	736	15	735	38	520	98
750 Monster	98-03	736	15	735	41	520	100
750 Montjuich	86-87		14	491	40	520	98
750 Lagunaseca	87		15	491	40	520	110
750 Paso Sport	86-90	495	15	491	38	520	106
750 Paso	88-90	495	15	491	38	520	106
750 Santa Monica SS	87-88		15	491	38	520	110
750 Sport	88-90	495	15	491	38	520	96
750 Sport	02	736	15	735	40	520	98
750 SS	91-98	736	15	735	37	520	98
750 SS	99-02	736	14	735	40	520	98
800 S Monster i.e.	03-04	736	15	735	42	520	102
800 Monster Dark	03-04	736	15	735	42	520	102
800 Monster S2R (Rear sprocket to be fitted with JTA750B Carrier)	05-06	736	15	751	42	520	104
800 Monster S2R (Rear sprocket to be fitted with JTA750B Carrier)	07		15	751	42		104
800 Monster S2R Dark (Rear sprocket to be fitted with JTA750B Carrier)	06	736	15	751	42	520	104
800 Sport	03	736	15	735	39	520	
800 SS	03-04	736	15	735	39	520	98
800 SS	07	736	15	735	39	520	
851 Kit / Superbike	88	736	15	491	38	520	98
851 Strada	89-92	736	15	735	39	520	98
851 SP	88-89	736	15	491	38	520	98
851 SP	90	736	15	735	39	520	98
851 SP	91	736	15	735	37	520	98
851 Strada Biposto	90-92	736	15	735	39	520	98
888 Strada	93-94	736	15	735	36	520	98
900 S2 / MHR	83-85		15	1022	41	530	106
900 Super Light	92-98	736	15	735	37	520	96
900 Super Sport	80-83		16	1022	38	530	104
900 Super Sport	89-92	736	15	735	39	520	96
900 SS	98-02	736	15	735	40	520	98
900 Monster	94-98	736	15	735	39	520	98
900 Monster	99	736	15	735	38	520	98
900 Monster i.e.	00-01	736	15	735	39	520	98
900 Monster i.e.	02	736	15	735	38	520	100
900 Monster i.e. Dark	02	736	15	735	38	520	100
900 MHe	03	736	15	735	38	520	98
906 Paso Sports	89	736	15	491	40	520	108
906 Paso Sports	90-93	736	15	491	38	520	106
907 Paso Sports	90-93	737	15	735	40	520	108
907 I.E.	91-92		15	735	40	520	108
916 Strada Biposto (Rear sprocket to be fitted with JTA750B Carrier)	94-00	740	15	752	36	525	94
916 Monster S4	01-03	740	15	745	37	525	100
916 Monster S4 R (Rear sprocket to be fitted with JTA750B Carrier)	05	740	15	752	42	525	
916 SPS Sport Production (Rear sprocket to be fitted with JTA750B Carrier)	94-00	740	15	752	36	525	94
916 Sport Touring ST4	99-03	740	15	745	43	525	102
944 Sport Turismo ST2	97-03	740	15	745	42	525	102
992 Monster S2R	06		15		42		104
992 Sport Touring ST3	04-06	740	15	745	42	525	102
992 Sport Touring ST3	07	740	15		42	525	



# Superior Sprockets USA Application Guide 2008

Steel Specs-Rear Sprockets: Made in Japan C45 steel.

Steel Specs-Front Sprockets: Made in Japan C45&SCM415 CHROMOLY.

	YEAR	FRONT SPROCKET		REAR SPROCKET		CHAIN		
		PART No	T	PART No	T	PITCH	LINKS	
<b>DUCATI ROAD BIKES</b>								
992 Sport Touring ST3 (ABS)	07	740	15		42	525	102	
996 Biposto (Rear sprocket to be fitted with JTA750B Carrier)	99-01	740	15	752	36	525		
996 Monster S4R (Rear sprocket to be fitted with JTA750B Carrier)	04-06	740	15	752	42	525		
996 SPS (Rear sprocket to be fitted with JTA750B Carrier)	99-01	740	15	752	38	525		
996 Sport Touring ST4S	02-05	740	15	745	38	525	102	
996 Sport Touring ST4S ABS	03-05	740	15	745	38	525	102	
998 (Rear sprocket to be fitted with JTA750B Carrier)	02-03	740	15	752	36	525	94	
998 R (Rear sprocket to be fitted with JTA750B Carrier)	02	740	15	752	36	525	94	
998 S (Rear sprocket to be fitted with JTA750B Carrier)	02	740	15	752	36	525	94	
998 Monster S4R Testastretta	07		15		43		104	
998 Monster S4R Testastretta S	07	740	15		43	525	104	
999	03-06	740	15	744	36	525	96	
999 S	03-06	740	15	744	36	525	96	
999 S AMA	07		15	744	36	525	96	
1000 Multistrada DS (Rear sprocket to be fitted with JTA750B Carrier)	04-06	740	15	752	42	525	102	
1000 S Multistrada DS (Rear sprocket to be fitted with JTA750B Carrier)	05-06	740	15	752	42	525	102	
1000 Monster i.e.	03-05	740	15	745	39	525	100	
1000 S Monster i.e.	04-05	740	15	745	39	525	100	
1000 Sport	06	740	15	745	38	525		
1000 Sport S	07	740	15	745	39	525		
1000 Sport Biposto	07	740	15	745	39	525		
1000 Sportclassic GT	07	740	15	745	39	525		
1000 Smart	06	740	15	745	38	525		
1000 SS	03-05	740	15	745	38	525	96	
1000 SS DS	05-06	740	15	745	38	525		
1000 Monster S2R (Rear sprocket to be fitted with JTA750B Carrier)	07	740	15	752	42	525	104	
1098	07-08		15		38	525		
1098 S	07-08		15		38	525		
1100 Multistrada	07	740	15		42	525	104	
1100 Multistrada S	07	740	15		42	525		
1100 Hypermotard	08	740	15		42	525		
1100 Hypermotard S	08	740	15		42	525		
<b>HARLEY DAVIDSON ROAD BIKES</b>								
XLH883 Sportster	84-85	884	21	7082	48	530	110	
XLH883 Sportster	86-90	884	21	7086	48	530	110	
XLH883 Sportster	91-92	989	21	7086	48	530	110	
XLH1200 Sportster	84-85	884	21	7082	48	530	110	
XLH1200 Sportster	86-90	884	21	7086	48	530	110	
XLH1200 Sportster	91-92	989	21	7086	48	530	110	
<b>HUSABERG OFF ROAD BIKES</b>								
350 Enduro	92-95	823	14	1950	48	520		
FC350 4 Speed	96-99	823	15	1950	44	520		
FC350 4 Speed	00-01	823	15	897	44	520		
FC350 6 Speed	96	823	14	1950	48	520		
FC350 6 Speed	97-99	823	15	1950	48	520		
FC350 6 Speed	00-01	823	15	897	48	520		
FE350	96-99	823	14	1950	48	520		
FE350	00-01	823	14	897	48	520		
MX350	95	823	14	1950	48	520		





# Superior Sprockets USA Application Guide 2008

Steel Specs-Rear Sprockets: Made in Japan C45 steel.

Steel Specs-Front Sprockets: Made in Japan C45&SCM415 CHROMOLY.

	FRONT SPROCKET			REAR SPROCKET		CHAIN	
	YEAR	PART No	T	PART No	T	PITCH	LINKS
<b>HUSABERG OFF ROAD BIKES</b>							
FC400 4 Speed	96-99	823	15	1950	44	520	
FC400 4 Speed	00-01	823	15	897	44	520	
FC400 6 Speed	96	823	14	1950	48	520	
FC400 6 Speed	97-99	823	15	1950	48	520	
FC400 6 Speed	00-01	823	15	897	48	520	
FE400	96-99	823	14	1950	48	520	
FE400 e	00-03	823	14	897	48	520	
FC450	04-06	823	14	897	48	520	
FE450 e	04-06	823	14	897	48	520	
FS450 e	04-06	823	15	897	42	520	
MX499 4 Speed	92-95	823	15	1950	44	520	
MX499 6 Speed	92-95	823	14	1950	48	520	
501 Enduro	90-95	823	14	1950	48	520	
FC501 4 Speed	96-99	823	15	1950	44	520	
FC501 6 Speed	96	823	14	1950	48	520	
FC501 6 Speed	97-99	823	15	1950	48	520	
FC501 6 Speed	00-01	823	15	897	48	520	
FE501	96-99	823	14	1950	48	520	
FE501	00-01	823	14	897	48	520	
MX501 4 Speed	92-95	823	15	1950	44	520	
MX501 6 Speed	92-95	823	14	1950	48	520	
FC550 4 Speed	03-04	823	15	897	42	520	
FC550	05-06	823	14	897	48	520	
FE550 e	04-06	823	15	897	48	520	
600 Enduro	93-95	823	14	1950	48	520	
FC600 4 Speed	96-99	823	15	1950	44	520	
FC600 6 Speed	96-99	823	15	1950	48	520	
FC600 6 Speed	00-01	823	15	897	48	520	
FE600	96-99	823	14	1950	48	520	
<b>HUSABERG OFF ROAD BIKES</b>							
FE600	00-01	823	14	897	48	520	
FE650 e	03-06	823	15	897	45	520	
FS650 c	05-06	823	15	897	40	520	
FS650 e	03-06	823	15	897	40	520	
<b>HUSQVARNA OFF ROAD BIKES</b>							
125 CR	84-87	823	12	223	52	520	116
125 CR	90-94	718	12	822	52	520	116
125 CR	95-05		13	822	50	520	118
125 SM	99-04		13	822	50	520	
125 WR Enduro	83-84	823	12	223	48	520	110
125 WR Enduro	85-87	823	12	223	52	520	118
125 WRK Enduro	88-89	823	12	510	52	520	116
125 WR Enduro	90-94	718	12	822	52	520	116
125 WR	95-97		13	822	52	520	116
125 WR	98-05		13	822	50	520	
125 WRE	95-98		13	822	50	520	114
125 WRE	99		13	822	52	520	
240 CR	84-88	823	12	223	52	520	116
240 WR Enduro	85-88	823	13	223	52	520	116



# Superior Sprockets USA Application Guide 2008

Steel Specs-Rear Sprockets: Made in Japan C45 steel.

Steel Specs-Front Sprockets: Made in Japan C45&SCM415 CHROMOLY.

	FRONT SPROCKET			REAR SPROCKET		CHAIN	
	YEAR	PART No	T	PART No	T	PITCH	LINKS
<b>HUSQVARNA OFF ROAD BIKES</b>							
240 WR Enduro	90-91	718	13	822	46	520	116
250 CR	84-88	823	13	223	52	520	116
250 CR	90-91	507	14	822	50	520	120
250 CR	92-94	507	14	822	48	520	120
250 CR	95-97	507	13	822	48	520	120
250 CR	99	824	15	822	50	520	
250 CR	00-05	824	13	822	48	520	
250 TC / TE	02-03	824	14	822	50	520	
250 TC / TE	04-05	824	13	822	50	520	
250 WR Enduro	83-84	823	13	223	53	520	114
250 WR Enduro	85-88	823	13	223	52	520	118
250 WR Enduro	92-98	507	14	822	48	520	112
250 WR Enduro	99-05	824	13	822	48	520	
250 WR/CR	80	813	12	223	53	520	120
250 WR/CR	90-93	507	14	822	48	520	112
250-260 WRK Enduro	89	823	13	510	46	520	112
250-260 WRK Enduro	90-94	823	14	822	50	520	120
350 WR	81-88	823	13	223	53	520	120
350 TE	90-95	824	15	822	51	520	120
360 CR/WR	92-94	507	13	822	48	520	116
360 WR	99-02	507	15	822	48	520	
400 WR Enduro	85-89	823	13	223	52	520	118
400 WR/CR	81-89	823	14	223	53	520	120
400/430 CR	81-83	823	13	223	53	520	116
400 TE	01-02	824	15	822	50	520	
410 TE	95-00	824	15	822	48	520	
430 CR	84-89	823	13	223	52	520	116
430 WR Enduro	85-89	823	13	223	52	520	118
430 AUTO	85-89	823	13	223	54	520	118
450 TC	02-05	824	14	822	50	520	
450 TE	02-05	824	15	822	50	520	
450 SM-R	03-04	824	15	822	45	520	
450 SM-R	05	824	15	822	42	520	
500 CR	84-88	823	13	223	52	520	116
500 TC/TE	85-86	823	14	223	48	520	116
500 WR	83-84	823	13	223	48	520	114
510 TC/TE	87-89	823	14	223	48	520	116
510 TC	90-91	824	12	822	48	520	120
510 TE	90-91	824	17	822	48	520	120
510 SM R	05	824	16	822	42	520	
570 TC	01-03	824	14	822	52	520	
570 TE	01-04	824	17	822	48	520	
570 SM-R	01-04	824	16	822	48	520	
610 TC	91-97	824	12	822	52	520	120
610 TC	98	824	13	822	52	520	120
610 TC	99-00	824	14	822	52	520	120
610 TE	91-01	824	17	822	48	520	120
610 TE (E) Enduro	99-04	824	15	822	45	520	
610 SM (E)	99	824	16	822	45	520	
610 SM (S)	00-04	824	16	822	45	520	



# Superior Sprockets USA Application Guide 2008

Steel Specs-Rear Sprockets: Made in Japan C45 steel.

Steel Specs-Front Sprockets: Made in Japan C45&SCM415 CHROMOLY.

	FRONT SPROCKET		REAR SPROCKET		CHAIN		
	YEAR	PART No	T	PART No	T	PITCH	LINKS
<b>KTM OFF ROAD BIKES</b>							
60 SX	98-99	1906	12	894	46	420	
65 SX	98-02	1906	12	894	46	420	
65 SX	03	1906	12	894	50	420	
65 SX	04-07	1906	14	894	50	420	
85 SX	04-07	1907	14	895	46	428	
85 SX LW	04-07	1907	14	895	49	428	
105 SX	06		14		49		
125 Enduro	86-87	1901	13	896	52	520	114
125 Enduro	88	1901	13	896	50	520	112
125 Enduro	89	1901	13	896	48	520	110
125 Enduro	90	1901	13	896	50	520	112
125 Enduro	91-94	1901	13	897	48	520	110
125 EGS	92-99	1901	13	897	45	520	118
125 EXC Enduro	91-03	1901	13	897	50	520	118
125 EXC Enduro	04-05	1901	14	897	42	520	
125 EXE Enduro	00-01	1901		897		520	108
125 MX	88-89	1901	13	896	50	520	112
125 MX	90	1901	13	896	52	520	114
125 SX Motocross	93-04	1901	13	897	50	520	118
125 SX Motocross	05-07	1901	13	897	50	520	
200 EXC Enduro	99-05	1901	14	897	48	520	
200 XC Enduro	06-07	1901	14	897	48	520	
200 XC-W Enduro	06-07	1901	14	897	48	520	
200 MXC Enduro	98	1901	14	897	50	520	118
200 MXC Enduro	99-04	1901	14	897	48	520	
200 SX	03-06	1901	14	897	45	520	
250 Enduro	81-87	1901	13	896	52	520	114
250 Enduro	88	1901	13	896	50	520	114
250 Enduro	89	1901	13	896	52	520	116
250 Enduro	90	1901	13	897	50	520	116
250 EGS	90-99	1901	15	897	48	520	
250 EXC Enduro	91-94	1901	14	897	50	520	116
250 EXC Enduro	95	1901	13	897	50	520	
250 EXC Enduro	96-04	1901	14	897	52	520	118
250 EXC Enduro	05	1901	13	897	50	520	
250 XC Enduro	06-07	1901	13	897	50	520	
250 XC-W Enduro	06-07	1901	13	897	50	520	
250 EXC Racing	02	1901	14	897	48	520	
250 EXC Racing	03	1901	14	897	45	520	
250 EXC Racing	04-05	1901	15	897	45	520	
250 MX	83-87	1901	13	896	52	520	114
250 MX	88	1901	13	896	50	520	114
250 MX	89	1901	13	896	52	520	116
250 MX	90-95	1901	13	897	50	520	114
250 MXC Motocross	98-02	1901	14	897	52	520	118
250 SX Motocross	95	1901	13	897	50	520	116
250 SX Motocross	96-03	1901	14	897	50	520	116
250 SX Motocross	04	1901	13	897	50	520	
250 SX Motocross	05-07	1901	13	897	48	520	
250 SX-F	06-07	1901	13	897	48	520	
300 Enduro	90-95	1901	14	897	50	520	116



# Superior Sprockets USA Application Guide 2008

Steel Specs-Rear Sprockets: Made in Japan C45 steel.

Steel Specs-Front Sprockets: Made in Japan C45&SCM415 CHROMOLY.

	FRONT SPROCKET			REAR SPROCKET		CHAIN	
	YEAR	PART No	T	PART No	T	PITCH	LINKS
<b>KTM OFF ROAD BIKES</b>							
300 EGS	90-98	1901	15	897	48	520	
300 EXC Enduro	95-97	1901	14	897	50	520	
300 EXC Enduro	98	1901	14	897	52	520	
300 EXC Enduro	99	1901	14	897	50	520	118
300 EXC Enduro	00-03	1901	14	897	52	520	
300 EXC Enduro	04	1901	13	897	42	520	
300 EXC Enduro	05	1901	13	897	50	520	
300 XC Enduro	06-07	1901	13	897	50	520	
300 XC-W Enduro	06-07	1901	13	897	50	520	
300 MX	90	1901	14	897	48	520	116
300 MX	91-94	1901	14	897	50	520	116
300 MXC Motocross	95-02	1901	14	897	50	520	118
300 MXC Motocross	03-05	1901	13	897	50	520	
300 SX Motocross	93-95	1901	14	897	50	520	
350 Enduro	84-87	1901	13	896	52	520	
350 Enduro	88-89	1901	13	896	50	520	
350 MX	89	1901	13	896	50	520	116
350 LC4 Enduro	93-94	1902	14	897	50	520	
360 EGS	96-97	1901	15	897	40	520	118
360 EXC Enduro	96-97	1901	14	897	50	520	118
360 MXC	96-97	1901	14	897	52	520	118
360 SX Motocross	96-97	1901	14	897	50	520	118
380 EXC Enduro	98-02	1901	14	897	52	520	118
380 MXC Motocross	98-02	1901	14	897	52	520	118
380 SX Motocross	98-02	1901	14	897	50	520	118
400 Duke	95-96	1902	16	897	42	520	
400 LC4 EGS-E	96-97	1902	15	897	50	520	
400 LC4 Enduro	93-96	1902	14	897	50	520	
400 LC4 Enduro	97-01	1902	15	897	45	520	
400 LSE	97-98	1902	15	897	45	520	
400 EXC Racing	00-02	1901	14	897	50	520	
400 EXC Enduro Racing	01-02	1901	14	897	50	520	118
400 EXC Enduro Racing	03-04	1901	15	897	50	520	
400 EXC Enduro Racing	05	1901	14	897	50	520	
400 EXC-G Enduro Racing	06-07	1901	14	897	50	520	
400 XC-G Enduro Racing	06-07	1901	14	897	50	520	
400 MXC Racing	01-02	1901	14	897	50	520	118
400 RXC	94-98	1902	16	897	45	520	118
400 SC Super Competition	95-96	1902	14	897	50	520	
400 SC Super Competition	97-00	1902	16	897	48	520	
400 SX Motocross	98	1902	14	897	50	520	
400 SX Racing	99-02	1901	14	897	50	520	118
420 Enduro	81-83	1901	14	896	52	520	116
420 MX	81-83	1901	14	896	52	520	116
440 EXC	94-95	1901	14	897	48	520	118
440 MXC	94	1901	14	897	48	520	118
440 MXC	95	1901	14	897	50	520	118
440 SX	94	1901	13	897	50	520	118
450 EXC Racing	03-05	1901	15	897	45	520	
450 MXC Racing	03-04	1901	15	897	45	520	
450 MXC Racing	05	1901	14	897	50	520	



# Superior Sprockets USA Application Guide 2008

Steel Specs-Rear Sprockets: Made in Japan C45 steel.

Steel Specs-Front Sprockets: Made in Japan C45&SCM415 CHROMOLY.

	FRONT SPROCKET			REAR SPROCKET		CHAIN	
	YEAR	PART No	T	PART No	T	PITCH	LINKS
<b>KTM OFF ROAD BIKES</b>							
450 SMR	04-07	1901	14	897	45	520	
450 SMC	06-07	1901	14	897	45	520	
450 SX Racing	03	1901	14	897	50	520	
450 SX Racing	04-06	1901	14	897	52	520	
450 SX-F	07	1901	14	897	52	520	
495 MX	81-84	1901	14	896	52	520	116
500 MX	85-87	1901	14	896	52	520	116
500 MX	88-89	1901	14	896	50	520	116
500 MX	90	1901	14	896	52	520	116
500 MX	91-93	1901	14	896	50	520	116
500 SX Motocross	95	1901	14	897	50	520	
505 SX-F	07						
520 EXC Racing	00-02	1901	14	897	48	520	
520 MXC Racing	01-02	1901	14	897	48	520	118
520 SX Motocross Racing	99-02	1901	14	897	48	520	118
525 EXC Racing	03-05	1901	15	897	45	520	
525 EXC-G Racing	06-07	1901	14	897	50	520	
525 XC-G Racing	06-07	1901	14	897	50	520	
525 MXC Desert Racing	03-05	1901	15	897	45	520	
525 XC Desert Racing	06-07	1901	14	897	50	520	
525 SMR	04-05	1901	14	897	45	520	
525 SMC	06	1901	14	897	45	520	
525 SX Racing	03-05	1901	14	897	48	520	
525 SX Racing	06	1901	14	897	48	520	
560 SMR	06-07	1901	14	897	45	520	
600 LC4 Enduro	88-89	1902	15	896	45	520	114
600 LC4 Enduro	90	1902	15	897	45	520	
600 LC4 Enduro	91-93	1902	15	897	50	520	116
600 LC4 MX	89	1902	15	896	52	520	114
600 LC4 MX	90-92	1902	15	897	52	520	116
620 LC4 Duke	95-98	1902	17	897	38	520	
620 LC4 EGS	94-98	1902	14	897	50	520	
620 LC4 Enduro	94	1902	15	897	50	520	
620 LC4 Enduro	95-96	1902	14	897	50	520	
620 LC4 E Enduro	97-98	1902	16	897	50	520	
620 LC4 SX Motocross	95-98	1902	15	897	50	520	
620 LSE	97-98	1902	16	897	40	520	
620 LC4 RXE	95-98	1902	16	897	40	520	
620 SC Super Competition	95-96	1902	15	897	50	520	
620 SC Super Competition	97-99	1902	14	897	50	520	
625 LC4 SC Supermoto	02	1902	16	897	42	520	
625 LC4 Supercompetition	02	1902	15	897	42	520	
625 SXC	03-06	1902	16	897	40	520	
625 SMC	04	1902	16	897	38	520	
625 SMC	05-06	1902	17	897	40	520	
640 LC4 Adventure	99-07	1902	16	897	42	520	
640 LC4 Duke II	00-03	1902	17	897	38	520	
640 LC4 Duke II	04-06	1902	17	897	42	520	
640 LC4 E Enduro	00-05	1902	16	897	42	520	
640 LC4 Super Moto	99-06	1902	17	897	42	520	
660 SMC	03-04	1902	16	897	38	520	



# Superior Sprockets USA Application Guide 2008

Steel Specs-Rear Sprockets: Made in Japan C45 steel.

Steel Specs-Front Sprockets: Made in Japan C45&SCM415 CHROMOLY.

	FRONT SPROCKET			REAR SPROCKET		CHAIN	
	YEAR	PART No	T	PART No	T	PITCH	LINKS
<b>KTM OFF ROAD BIKES</b>							
660 SMC	05-06	1902	17	897	40	520	
950 LC8 Adventure	03-07	1904	17	899	42	525	
950 LC8 Adventure S	04-07	1904	17	899	42	525	
950 Super Enduro R	06-07	1904	16	899	45	525	
950 Super Moto	06	1904	17	898	41	525	
990 Adventure	06-07	1904	17	899	42	525	
990 Adventure S	06-07	1904	17	899	42	525	
990 Superduke	06-07	1904	17	898	38	525	
<b>KYMCO ATV</b>							
50 Mxer	02-	327	15	1071	30	520	78
150 Mxer	02-	1041	14	1071	30	520	78
250 KXR		1042	14	1072	38	520	
<b>TRIUMPH ROAD BIKES</b>							
600 TT	00-03	1182	14	1792	42	525	106
600 TT (after VIN No. 165717)	04	1182	15	1792	45	525	
600 Daytona	03-04	1182	14	1792	45	525	
600 Speed Four	03-05	1182	14	1792	42	525	
650 Daytona	05						
675 Daytona	05-07	520	16	2014	47	525	116
750 Daytona	91-95	1180	17	2010	48	530	114
750 Thunderbird	95	1180	17	2010	43	530	110
750 Trident	91-97	1180	17	2010	48	530	114
800 America	03-06	1183	17	1332	42	525	112
800 Bonneville	02-06	1183	17	1792	43	525	104
800 Bonneville T100 Centennial Edition	02	1183	17	1792	43	525	104
800 Bonneville T100	03-05	1183	17	1792	43	525	104
800 Speedmaster	03-05	1183	17	1332	42	525	112
865 Bonneville T100	06-07	1183	18	1792	43	525	104
865 Scrambler	06	1183	18	1792	43	525	106
865 Scrambler	07	1183	18	1792	43	525	104
865 Speedmaster	06-07	1183	18	1332	42	525	112
900 Adventurer	96-98	1180	17	2010	43	530	110
900 Adventurer	99-01	1180	18	2010	43	530	110
900 Daytona	94-97	1180	17	2010	46	530	112
900 Daytona Super III	96	1180	17	2010	43	530	110
900 Legend TT	99-00	1180	17	2010	43	530	114
900 Legend Deluxe	01	1180	17	2010	43	530	114
900 Thrupton	04-06						
900 Thunderbird	95-03	1180	17	2010	43	530	110
900 Thunderbird Sport	98	1180	17	2010	43	530	110
900 Thunderbird Sport	99-00	1180	18	2010	43	530	114
900 Thunderbird Sport	01-04	1180	17	2010	43	530	114
900 Tiger	91-00	1180	18	2010	48	530	114
900 Trident	91-98	1180	17	2010	46	530	114
900 Trophy	91-95	1180	17	2010	46	530	112
900 Trophy	96-97	1180	17	2010	42	530	110
900 Trophy	98	1180	17	2010	43	530	110
900 Trophy	99	1180	17	2010	44	530	110
900 Trophy	00-01	1180	18	2010	43	530	110



# Superior Sprockets USA Application Guide 2008

Steel Specs-Rear Sprockets: Made in Japan C45 steel.

Steel Specs-Front Sprockets: Made in Japan C45&SCM415 CHROMOLY.

	YEAR	FRONT SPROCKET		REAR SPROCKET		CHAIN		
		PART No	T	PART No	T	PITCH	LINKS	
<b>TRIUMPH ROAD BIKES</b>								
900 Speed Triple	94-96	1180	17	2010	43	530	110	
900 Sprint	93-97	1180	17	2010	46	530	112	
900 Sprint Sport	98	1180	17	2010	46	530	110	
900 Sprint FT	99	1180	17	2010	43	530	110	
T595 Daytona	97-98	1180	18	2011	43	530	108	
955i Daytona	99-01	1180	18	2011	42	530	106	
955i Daytona (March 2001 >)	01-02	1180	19	1800	44	530	106	
955i Daytona Centennial Edition	02	1180	19	2011	42	530		
955i Daytona	03-06	1180	18	2011	42	530		
T509 Speed Triple	97-98	1180	18	2011	43	530	108	
955 Speed Triple	99-01	1180	18	2011	43	530	108	
955 Speed Triple	02-04	1180	18	2011	42	530		
955 Sprint RS	00-03	1180	19	1800	43	530	108	
955 Sprint ST	99-04	1180	18	2011	43	530	108	
955 Tiger	01-04	1180	18	2010	46	530	114	
955 Tiger	05-06							
1000 Daytona	91-95	1180	17	2010	48	530	112	
1050 Speed Triple	05-06	1180	18	2011	42	530		
1050 Speed ST	05-06							
1200 Trophy	91-96	1180	18	2010	45	530	112	
1200 Trophy	97-99	1180	18	2010	42	530	110	
1200 Trophy	00	1180	18	2010	40	530	108	
1200 Trophy	01-02	1180	19	2010	40	530	108	
1200 Daytona	93-96	1180	18	2010	43	530	110	
1200 Daytona	97	1180	18	2010	42	530	110	

## NEW APPLICATIONS

